




# LIGHTRAIL® PRODUCT LIST



## A. LR3.5 ID9 KIT

**LightRail 3.5 IntelliDrive 10rpm Kit.** Our most popular model travels approximately 4 feet per minute and has a 0 to 60 second adjustable time delay for pausing the lamp at the ends of its travel. This helps promote even growth from end to end and allows for equal light-time for the entire run. It comes complete with a 10 rpm Drive Motor and a two piece 2 meter Rail, installation hardware and instructions. Because this Kit is packed complete with both motor and rail, it's great for cash and carry and mail order customers.



## B. LR3.5 ID9 US

**LightRail 3.5 IntelliDrive 10rpm Motor** travels approximately 4 feet per minute and has a 0 to 60 second adjustable time delay for pausing the lamp at the ends of its travel. This helps to promote even growth from end to end and allows for equal light-time for the entire run. It comes complete with installation hardware and instructions. Note: No Rail is included. Great for customers who already have a Rail or prefer the one piece 2 meter rail, see item "E".




## C. LR4 AD KIT

**LightRail 4.0 AdjustaDrive Kit.** With both a 0 to 60 second adjustable time delay for promoting even growth from end to end and the added feature of a two to four feet per minute adjustable speed control that covers a wide range of lamp intensities and travel distances, LightRail 4.0 is great for customers who want that additional control. It comes complete with an AdjustaDrive Motor with a two piece 2 meter Rail, installation hardware and instructions. Because this Kit is packed complete with both motor and rail, it's great for cash and carry and mail order customers.



## D. LR4 AD US

**LightRail 4.0 AdjustaDrive Motor.** With both a 0 to 60 second adjustable time delay for promoting even growth from end to end plus the added feature of two to four feet per minute adjustable speed control that covers a wide range of lamp intensities and travel distances, LightRail 4.0 is great for customers who want the additional control. It comes complete with installation hardware and instructions. Note: No Rail is included. It's great for customers who already have a Rail or prefer the one piece 2 meter Rail, see item "E".



### E. LR3R5PACK

**LightRail two meter Rails (6 feet 6 inches) packed in tubes of 5 each.** They work with LightRail 3.5 and 4.0 as well as the older LightRail 3.0 and will handle the heaviest reflectors (75 lbs) when mounted continuously along the rail to a board, or as much as 35 lbs mounted only from each end. Five - 2 meter Rails (6 feet 6 inches) are packed in one tube of 5.




### F. LR3 RX 5PACK

**LightRail 3.0, 3.5 and 4.0 one meter (39") Extender Rails.** Extender Rails have a variety of uses. When added to the standard 2 meter rail, they can be used with the Auxiliary Trolley, item "I", to aid in festooning vent tubing, or with the Add-a-Lamp parts to run 2 lamps in a 9 foot configuration (3m), instead of a 12 feet configuration (4m). Another use might be to run high intensity lights over 9 feet during periods of less light needed. Five - 1 meter Rails (39") are packed in one tube of 5.



### G. AAL HDW US

**Add-a-Lamp Hardware.** This is the hardware half of the Add-a-Lamp Kit to be used with the Add-a-Lamp Rail and Rod, see item "H". The AAL HDW US contains one Auxiliary Trolley, mounting hardware and instructions and is packaged in a small white box with label.




### H. AAL RR – Add- a-Lamp Rail and Rod

These are the Rail and the push / pull Rod half of the Add-a-Lamp Kit to be used with the Add a Lamp Hardware, see item "G". The AAL RR contains one 2 meter Rail and one - 6 foot push / pull Rod and is packed in an individual tube with label.


### G. & H. – Together the two above constitute an Add-a-Lamp Kit, AAL KIT US

Note: The Add-a-Lamp Kit is used to compliment your existing LightRail 3.0, 3.5 or 4.0 system by adding a second light so you can move 2 lights in line over 12 feet with adjustable run length and reflector spacing. It has been packaged as two separate items at the request of retailers. Together the two items are discounted when ordered together as a Kit. Their descriptions are listed above as "G" and "H".



### I. TRAUCLR3

**Auxiliary Trolley for LightRail 3.0, 3.5 or 4.0.** This is the same as packaged with the Add a Lamp HDW, see item "G". In addition to using it to move a second light, it can also be used to aid in the festooning of vent tubing and lamp cords. The TRAUCLR3 is packed loose.




### J. RB SK

**RoboStik** For LightRail 3.0, 3.5 and 4.0, RoboStik is used for hanging a horizontal reflector from a LightRail 3.0, 3.5 or 4.0 perpendicular to the direction of travel. This item is not needed when hanging a horizontal reflector parallel to the direction of travel, but many creative uses have been found for them. It is packaged with hardware and instructions in a white box with label tape.



### K. AAL RB HDW

**Add a Lamp to RoboStik Hardware.** This item is used to connect a RoboStik to an Auxiliary Trolley, see item "I", when running a horizontal reflector perpendicular to the direction of travel. It is packaged with instructions in a 4" x 4" zip lock.



### L. LR3 4THB

**Rail Hangers are tent rail hanging brackets for hanging LightRail 3.0, 3.5 and 4.0 rails** - simply the easiest solution for hanging a LightRail in a grow tent or greenhouse. These are recommended for use with one piece rails if you need more than 39", item "E". They are blister packed 4 per package with attractive labeling and instructions.



### M. DW KIT

**Drive Wheel Replacement Kit for LightRail 3.0, 3.5 and 4.0.** This is great for your DIY customers. It's super simple and there is even a video on YouTube. The DW KIT comes packaged with a new tension spring and fasteners in a header labeled zip lock with instructions.



### N. TW KIT

**Trolley Wheel Replacement Kit for LightRail 3.0, 3.5 and 4.0.** This is great for your DIY customers. It's super simple and there is even a video on YouTube. The TW KIT comes packaged with 4 new trolley wheels and screws in a header labeled zip lock.



### O. SS KIT

**Switch Stop Kit for LightRail 3.0, 3.5 and 4.0.** For the unfortunate misplaced switch stop from time to time. The SS KIT comes with 3 pairs of switch stops and that equals 6 thumb screws and 6 slide nuts. It's packaged in a 4" x 4" zip lock.






### P. DU 1 HP

**Drive Unit Hardware Pack.** This is the installation hardware packaged with both LightRail 3.5 and 4.0. It includes an eye screw, 12 rail mounting screws, 2 switch stop thumb screws and 2 slide nuts and a cable tie. It's packaged in a 4" x 4" zip lock bag.



### Q. LR5 ID4 US KIT

**LightRail 5 Commercial Drive 4 rpm.** From its "triple duty" extruded aluminum track, "wide and stable" carriage with "steel-on-steel" carrier bearings to the high torque 4 rpm instrument grade drive motor with ball bearing output shaft and "sure grip" dual drive design, it is more than capable of moving 2 or 3 lights side by side or fore and aft per cross bar and as many as 9 lights (or six lights to accommodate larger hoods) with the available add on products. It comes with LR5 Drive Motor, crossbar, instructions, mounting hardware and a 2 section 8 foot rail so it's long enough and ready for an extra Add-a-Bar Kit, see item "R".



### R. AAB KIT LR5

**Add-a-Bar Kit** for LightRail 5 is for adding a second crossbar to the LR5 ID4 US KIT, see item "Q". The Add-a-Bar Kit for LightRail 5 comes with an LR5 Auxiliary Trolley, crossbar, push pull Rod, mounting hardware and instructions and is packaged in a box with product label.



### S. LR5 AUX RAIL

**LightRail 5 Auxiliary Rail.** This is used with LightRail 5 and a second Add a Bar Kit (AAB KIT LR5), see item "R", to accommodate a 3 crossbar system. The LightRail 5 Auxiliary Rail Item is packed in a tube with installation hardware and instructions. Note: The LightRail 5 Auxiliary Rail does not have rail alignment pins and does not need them because travel across the seam will not be necessary.



### T. LR5 CBMK

**LightRail 5 Fore and Aft Crossbar Mounting Kit** is used to mount the LR5's crossbar parallel to the rail and its direction of travel rather than perpendicular. It's packaged in a header labeled zip lock with instructions.

## FOR ASSORTED MISCELLANEOUS PARTS & HARDWARE

Check out our website at [www.lightrail3.com](http://www.lightrail3.com) or

Contact us at [sales@lightrail3.com](mailto:sales@lightrail3.com).