

# Adjust-A-Wings®

## Instructions

Adjust-A-Wings reflectors are scientifically designed for the advanced grower. Developed over many years by experts in the horticultural industry.

Adjust-A-Wings reflectors are made of new 95% reflective glass coated prismatic surfaced super alloy.



Fabricated & assembled in the USA with US & globally sourced parts

### Step 1

Remove contents and check against the list below:

- 2 X Reflector wings
- 2 X Adjustment wires
- 2 X Hanging hooks and thumb screws
- 1 X Socket



### Step 3

Connect both wing sheets together by aligning button rivets with keyhole slots and the wings will simply lock together.

**NOTE: DO NOT** attach adjustment wires before proceeding to **STEP 4**.



### Step 2

Remove the plastic coating from both wings.



### Step 4

Attach the hanging hooks to both ends of the Adjust-A-Wings® using the thumb screws provided.





## Step 5


Select one adjustment wire. Take the end with the single stopper and thread it through the first keyhole, then thread it back through one of the other keyholes (as shown below).

This presets the reflector width




## Step 6

**IMPORTANT !!!** While holding the opposite end of the adjustment wire (that has 2 stoppers). Carefully bend the wings back away from their spine and lock the end stopper into the single keyhole provided. Repeat steps 5 and 6 at the opposite end of the wings to attach the 2nd attachment wire.



**IMPORTANT!!!** The 2nd stopper on each adjustment wire is for grip only in these procedures.



Your Adjust-A-Wings now look like this.

## Step 7


Adjust-A-Wings settings are changed by reversing STEP 6 & choosing a different position from STEP 5.

**NOTE:** Adjust one end of the wires at a time.

**WARNING:** For safe operation, ensure that the power is off before adjusting the wings or socket.

## Step 8

Take the socket and using the 2 thumb screws provided (attach as shown below).



Sunlight Supply, Inc.

National Garden Wholesale®

Vancouver, WA • Eureka, CA • Livermore, CA  
Ontario, CA • Denver, CO • York, PA  
Nashville, TN • Pompano Beach, FL

Manufactured by Sunlight Supply®, Inc. under license from Hygro International Pty Ltd  
[www.sunlightsupply.com](http://www.sunlightsupply.com) [www.adjustawings.com](http://www.adjustawings.com) [www.super-spreader.com](http://www.super-spreader.com)