

TECHNICAL GUIDE

LX SERIES SPLIT SYSTEM AIR CONDITIONERS 14 SEER – R-410A – 1 PHASE 1.5 THRU 5 NOMINAL TONS MODELS: RAW14L18 THRU 60

FOR INSTALLATION IN ALL US REGIONS AND CANADA



Due to continuous product improvement, specifications are subject to change without notice.

Visit us on the web at
www.upgnet.com

Additional rating information can be found at
www.ahridirectory.org

WARRANTY SUMMARY*

Standard 5-Years limited parts warranty.

Standard 5-Years limited compressor warranty.

Extended 10-Years limited parts and compressor warranty when product is registered online within 90 days of purchase for replacement or closing for new home construction.

*Does not apply to R-22 models, 3-Phase models, or Internet sales.

See Limited Warranty certificate in User's Information Manual for details.

DESCRIPTION

The RAW14L models are optimized for the new 14 SEER Regional Minimum Efficiency and the high EER required in the Southwest US, and are specifically designed to be matched with Johnson Controls Unitary Products indoor coils, furnaces, and air handlers to provide a complete system solution.

FEATURES

- **Easier Installation** - Independent panels provide quick access for unit setup. Installation time is reduced by easy power and control wiring access. Select indoor matches with factory-mounted TXVs are available for quicker system installation. The factory installed filter-drier and factory charge for a 15-Ft lineset means less time spent brazing and charging the system. The small base dimension and reduced unit clearances make for easier retrofits.
- **Durable Finish** - The coated steel wire fan guard, coated external fasteners, and pre-treated G90-equivalent galvanized steel chassis components resist corrosion and rust creep. Powdercoat paint further protects external panels.
- **Louvered Coil Protection** - Two stamped steel louvered panels protect the coil from mechanical damage.
- **Quality Coils** - The high efficiency microchannel aluminum coil is manufactured using an improved material system providing reliable performance and small unit size.
- **Protected Compressor** - Compressors are protected internally by a high pressure relief valve and a temperature sensor, and externally by the system high pressure switch. The liquid line filter-drier is factory installed to protect the compressor against moisture and debris.
- **Environmentally Friendly** - CFC-free R-410A refrigerant delivers environmentally friendly performance with zero ozone depletion.
- **Top Discharge** - Warm air is blown up, away from the structure and any landscaping and allows compact location on multi-unit applications.
- **Agency Listed** - Safety certified by CSA to UL 1995 / CSA 22.2. Performance certified to ANSI/AHRI Standard 210/240 in accordance with the Unitary Small Equipment certification program.

LIST OF SECTIONS

DESCRIPTION 1
FEATURES 1
NOMENCLATURE 2
PHYSICAL AND ELECTRICAL DATA 3
DIMENSIONS 3
SYSTEM CHARGE FOR VARIOUS MATCHED SYSTEMS 4
COOLING CAPACITY - With Air Handler Coils 5
COOLING CAPACITY - Upflow, Downflow & Horizontal Furnaces and Coils (Coil Only Ratings) 8
COOLING CAPACITY - With High Efficiency Motor Furnaces ... 9
APPLICATIONS AND ACCESSORIES 22
SOUND POWER RATINGS 22
TYPICAL INSTALLATION 23
TYPICAL FIELD WIRING 24
ALTERNATIVE INSTALLATION CLEARANCES 24
PERFORMANCE DATA - 1.5 TON 25
PERFORMANCE DATA - 2 TON 27
PERFORMANCE DATA - 2.5 TON 30
PERFORMANCE DATA - 3 TON 33
PERFORMANCE DATA - 3.5 TON 36
PERFORMANCE DATA - 4 TON 39
PERFORMANCE DATA - 5 TON 41

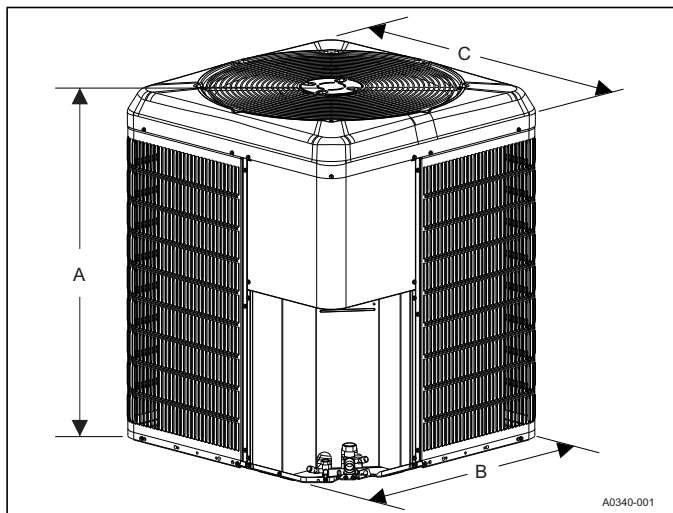
NOMENCLATURE

BRAND	R	R = OTC Factory Branded G = Guardian
PRODUCT TYPE	AW	AC = Air Conditioner HP = Heat Pump AW = Southwest Region Air Conditioner
NOMINAL SERIES EFFICIENCY AND STAGING	14	13 = 13 SEER / 1-Stage (US Northern Region) 14 = 14 SEER / 1-Stage (US Southeast or Southwest Region)
CABINET AND CONNECTION TYPE	L	L = New Chassis Louvered / Sweat Connect
NOMINAL UNIT CAPACITY (MBH)	36	18 = 1.5 Ton 42 = 3.5 Ton 24 = 2 Ton 48 = 4 Ton 30 = 2.5 Ton 60 = 5 Ton 36 = 3 Ton
REFRIGERANT	B	B = R-410A
VOLTAGE (Voltage-Phase-Hertz)	2	2 = 208/230-1-60
GENERATION (MAJOR REVISION)	1	1 = 1st Gen 2 = 2nd Gen etc
FACTORY OPTION	S	S = Standard (No Options)
STYLE LETTER (MINOR REVISION) NOT USED FOR ORDERING	A	A = Style A B = Style B etc

PHYSICAL AND ELECTRICAL DATA

MODEL		RAW14L18 B21S	RAW14L24 B21S	RAW14L30 B21S	RAW14L36 B21S	RAW14L42 B21S	RAW14L48 B21S	RAW14L60 B21S
Unit Supply Voltage		208-230V, 1 ϕ , 60Hz						
Normal Voltage Range ¹		187 to 252						
Minimum Circuit Ampacity		11.8	13.6	17.6	20.5	22.1	25.7	31.7
Max. Overcurrent Device Amps ²		20	20	30	35	35	45	50
Min. Overcurrent Device Amps ³		15	15	20	25	25	30	35
Compressor Type		Scroll	Scroll	Scroll	Scroll	Scroll	Scroll	Scroll
Compressor Amps	Rated Load	9.0	10.2	13.4	15.4	16.6	19.5	24.3
	Locked Rotor	56.3	61.6	72.5	83.9	109.0	130.0	144.2
Crankcase Heater		No	No	No	No	No	No	No
Factory External Discharge Muffler		No	No	No	No	No	No	No
HS Kit Required with TXV ⁴		No	No	No	No	No	No	No
Fan Diameter Inches		18	22	22	22	24	24	26
Fan Motor	Rated HP	1/12	1/8	1/8	1/4	1/4	1/4	1/4
	Rated Load Amps	0.64	0.80	0.80	1.3	1.3	1.3	1.3
	Nominal RPM	1000	1075	1075	850	850	850	850
	Nominal CFM	1900	2875	2950	3275	3500	3500	4300
Coil	Face Area Sq. Ft.	12.37	13.83	13.83	17.37	18.74	18.74	23.40
	Rows Deep	1	1	1	1	1	1	1
	Fins / Inch	23	23	23	23	23	23	23
Liquid Line Set OD (Field Installed)		3/8	3/8	3/8	3/8	3/8	3/8	3/8
Vapor Line Set OD (Field Installed) ⁵		3/4	3/4	3/4	3/4	7/8	7/8	1-1/8 [‡]
Unit Charge (Lbs. - Oz.) ⁶		3-6	3-12	3-15	4-10	4-15	4 - 15	5 - 12
Charge Per Foot, Oz.		0.62	0.62	0.62	0.62	0.67	0.67	0.75
Operating Weight Lbs.		135	145	145	160	215	215	220

1. Rated in accordance with AHRI Standard 110-2012, utilization range "A".
2. Dual element fuses or HACR circuit breaker. Maximum allowable overcurrent protection.
3. Dual element fuses or HACR circuit breaker. Minimum recommended overcurrent protection.
4. See Hard Start Kit Accessory Installation Manual for Hard Start Kit part number for each model.
5. For applications with non-standard vapor line sizes, see the "Applications & Accessories" section of this Technical Guide.
6. The Unit Charge is correct for the outdoor unit, smallest matched indoor unit, and 15 feet of refrigerant tubing. For tubing lengths other than 15 feet, add or subtract the amount of refrigerant, using the difference in actual lineset length (not equivalent length) multiplied by the per foot value.



DIMENSIONS

Unit Model	Dimensions (Inches)			Refrigerant Connection Service Valve Size	
	A	B	C	Liquid	Vapor
RAW14L18B21S	33-1/4	24	24	3/8	3/4
RAW14L24B21S	30	29-1/4	29-1/4		
RAW14L30B21S	30	29-1/4	29-1/4		
RAW14L36B21S	36-1/4	29-1/4	29-1/4		
RAW14L42B21S	33-1/4	35-1/4	31-3/4		7/8
RAW14L48B21S	33-1/4	35-1/4	31-3/4		7/8
RAW14L60B21S	36-1/4	38	34-1/4		7/8 [‡]

‡ Adapter fitting must be field installed for the required 1-1/8" line set.
 All dimensions are in inches and are subject to change without notice.
 Overall height is from bottom of base pan to top of fan guard.
 Overall length and width include screw heads.

SYSTEM CHARGE FOR VARIOUS MATCHED SYSTEMS

Outdoor Unit	RAW14L18 B21S	RAW14L24 B21S	RAW14L30 B21S	RAW14L36 B21S	RAW14L42 B21S	RAW14L48 B21S	RAW14L60 B21S
Required TXV ^{1,2}	BA1	BA1	BB1	BC1	BC1	BC1	BD1
Indoor Unit ^{3,4,5}	Additional Charge, oz						
RFCX18BP	0	–	–	–	–	–	–
RFCX24BP	3	0	–	–	–	–	–
RFCX30BP	10	7	2	–	–	–	–
RFCX36BP	10	7	2	0	–	–	–
RFCX36CP	–	11	2	2	–	–	–
RFCX42CP	–	11	2	2	0	–	–
RFCX48(CP,DP)	–	–	–	5	2	0	–
RFCX60(CP,DP)	–	–	–	–	9	2	0
RFCX18BE	0	–	–	–	–	–	–
RFCX24BE	3	0	–	–	–	–	–
RFCX30BE	8	5	0	–	–	–	–
RFCX36(BE,CE)	10	7	2	0	–	–	–
RFCX42CE	–	–	–	5	2	–	–
RFCX48(CE,DE)	–	–	–	5	2	0	–
RFCX60CE	–	–	–	–	9	2	0
RFCX60DE	–	–	–	–	29	22	20
CF/CM/CU18(A,B)	0	–	–	–	–	–	–
CF/CM/CU24(A,B)	3	0	–	–	–	–	–
CF/CM/CU30(A,B,C)	8	5	0	–	–	–	–
CF/CM/CU36(A,B,C,D)	10	7	2	0	–	–	–
CF/CM/CU42(B,C,D)	–	11	2	2	0	–	–
CF/CM/CU48(C,D)	–	–	–	5	2	0	–
CF/CM/CU60(C,D)	–	–	–	–	9	2	0
CF/CM64D	–	–	–	–	29	22	20

Some of the combinations shown in the above System Charge table require Advanced Main Air Circulating Fan indoor product. For approved coil only matches, please see the "COOLING CAPACITY - Upflow, Downflow & Horizontal Furnaces and Coils" table.

FOOTNOTES:

1. For applications requiring a TXV, use S1-1TVM*** series kit.
2. A TXV kit must be used with these indoor units to obtain system performance.
3. Systems matched with furnaces or air handlers not equipped with blower-off delays may require blower Time Delay Kit S1-2FD06700224.
4. PC coils cannot be used in downflow or horizontal applications. FC coils cannot be used in horizontal applications.
5. Charge adders shown above do not indicate that coils are rated for every application. Refer to Performance Data Tables for actual performance for specified system matches. Obtain certified system ratings from www.ahridirectory.org.

CHARGING PROCEDURES:

1. Check the Factory Unit Charge listed on the unit nameplate to verify the refrigerant charge for the outdoor unit, the smallest matched indoor unit, and the 15 feet of interconnecting lineset.
2. Verify the indoor metering device and additional charge required for the specific matched indoor unit in the system using the above table.
3. Add additional charge for the amount of interconnecting lineset greater than 15 feet at the rate specified in the Physical and Electrical Table.
4. For installations requiring additional charge, weigh in refrigerant for the specific matching indoor unit and actual lineset length.
5. Once the charge adders for matched indoor unit and for lineset have been weighed in, verify the system operation against the temperatures and pressures in the Charging Chart for the outdoor unit. Locate Charging Charts on the outdoor unit and also in the Service Data Application Guide on www.upgnet.com. Follow the Subcool or the Superheat charging procedure in the Installation Manual according to the type of indoor metering device in the system, and allow ten minutes after each charge adjustment for the system operation to stabilize. Record the charge adjustment made to match the Charging Chart.
6. Permanently stamp the unit data plate with the TOTAL SYSTEM CHARGE defined as follows: TOTAL SYSTEM CHARGE = Base Charge (as shipped) + charge adder for matched indoor unit + charge adder for actual lineset length + charge adjustments to match the Charging Chart.

COOLING CAPACITY - With Air Handler Coils

UNIT MODEL	AIR HANDLER		COIL MODEL ¹	COOLING				
	MODEL	WIDTH		RATED CFM	NET MBH		SEER	EER
					TOTAL	SENS.		
RAW14L18B21S	RFCX18BE06MP22	17.5	–	600	18.00	12.10	16.25	13.25
RAW14L18B21S	RFCX24BE08MP22	17.5	–	600	18.00	12.00	16.25	13.25
RAW14L18B21S	RFCX30BE10MP22	17.5	–	600	18.00	12.20	16.25	13.25
RAW14L18B21S	RFCX36BE12MP22	17.5	–	600	18.00	12.00	15.75	12.75
RAW14L18B21S	RFCX36CE12MP22	21.0	–	600	18.00	12.10	16.00	13.00
RAW14L18B21S	RFCX18BP06MP22	17.5	–	600	18.00	12.10	14.75	12.50
RAW14L18B21S	RFCX24BP08MP22	17.5	–	600	18.00	12.00	14.50	12.25
RAW14L18B21S	RFCX30BP10MP22	17.5	–	600	18.00	12.30	14.75	12.25
RAW14L18B21S	RFCX18BE06MP22	17.5	–	600	18.00	12.10	16.25	13.25
RAW14L18B21S	RFCX18BE06MP22	17.5	–	600	18.00	12.10	16.25	13.25
RAW14L18B21S	RFCX18BE06MP22	17.5	–	600	18.00	12.00	16.25	13.25
RAW14L18B21S	ME08BN21	17.5	CF/CM18B	600	18.00	12.10	16.25	13.25
RAW14L18B21S	ME08BN21	17.5	CF/CM24B	600	18.00	12.20	16.25	13.25
RAW14L18B21S	ME08BN21	17.5	CF/CM30B	600	18.00	12.00	16.25	13.25
RAW14L18B21S	ME08BN21	17.5	CF/CM36B	600	18.00	12.30	16.25	13.25
RAW14L18B21S	ME12BN21	17.5	CF/CM18B	600	18.00	12.10	15.00	12.50
RAW14L18B21S	ME12BN21	17.5	CF/CM24B	625	18.00	12.30	15.25	12.50
RAW14L18B21S	ME12BN21	17.5	CF/CM30B	625	18.00	12.20	15.75	12.75
RAW14L18B21S	ME12BN21	17.5	CF/CM36B	650	18.00	12.50	16.00	13.00
RAW14L24B21S	RFCX24BE08MP22	17.5	–	800	24.00	16.80	16.25	13.25
RAW14L24B21S	RFCX30BE10MP22	17.5	–	800	24.00	16.80	16.25	13.25
RAW14L24B21S	RFCX36BE12MP22	17.5	–	800	24.00	16.80	16.25	13.25
RAW14L24B21S	RFCX36CE12MP22	21.0	–	800	24.00	16.80	16.25	13.25
RAW14L24B21S	RFCX24BP08MP22	17.5	–	800	24.00	16.80	14.25	12.25
RAW14L24B21S	RFCX30BP10MP22	17.5	–	800	24.00	16.60	15.25	12.50
RAW14L24B21S	RFCX36BP12MP22	17.5	–	900	24.00	17.40	14.50	12.25
RAW14L24B21S	RFCX36CP12MP22	21.0	–	850	24.00	17.00	14.75	12.50
RAW14L24B21S	RFCX18BE06MP22	17.5	–	750	24.00	16.40	15.75	13.00
RAW14L24B21S	RFCX18BE06MP22	17.5	–	775	24.00	16.60	16.25	13.25
RAW14L24B21S	RFCX18BE06MP22	17.5	–	800	24.00	16.60	16.25	13.25
RAW14L24B21S	RFCX18BE06MP22	21.0	–	800	24.00	16.80	16.25	13.25
RAW14L24B21S	ME08BN21	17.5	CF/CM24B	800	24.00	16.80	16.25	13.25
RAW14L24B21S	ME08BN21	17.5	CF/CM30B	800	24.00	17.00	16.25	13.25
RAW14L24B21S	ME08BN21	17.5	CF/CM36B	800	24.00	16.60	16.25	13.25
RAW14L24B21S	ME08BN21	17.5	CF42B	800	24.00	16.80	16.25	13.25
RAW14L24B21S	ME12BN21	17.5	CF/CM24B	800	24.00	16.80	16.00	13.00
RAW14L24B21S	ME12BN21	17.5	CF/CM30B	800	24.00	16.80	16.25	13.25
RAW14L24B21S	ME12BN21	17.5	CF/CM36B	800	24.00	16.60	16.25	13.25
RAW14L24B21S	ME12BN21	17.5	CF42B	800	24.00	16.80	16.25	13.25
RAW14L24B21S	ME14DN21	24.5	CF/CM30D	800	24.00	16.80	16.00	13.00
RAW14L24B21S	ME14DN21	24.5	CF/CM36D	800	24.00	16.60	16.00	13.00
RAW14L24B21S	ME14DN21	24.5	CF/CM42D	800	24.00	16.80	16.00	13.00
RAW14L24B21S	ME16CN21	21.0	CF/CM24C	875	24.00	17.40	14.75	12.50
RAW14L30B21S	RFCX30BE10MP22	17.5	–	1000	29.40	21.00	15.00	12.50
RAW14L30B21S	RFCX36BE12MP22	17.5	–	975	29.80	21.20	15.25	12.75
RAW14L30B21S	RFCX36CE12MP22	21.0	–	1000	30.00	21.20	15.75	13.00
RAW14L30B21S	RFCX30BP10MP22	17.5	–	1000	29.40	20.60	14.00	12.25
RAW14L30B21S	RFCX36BP12MP22	17.5	–	1000	29.20	20.60	14.00	12.25
RAW14L30B21S	RFCX36CP12MP22	21.0	–	1000	29.20	20.60	14.00	12.25
RAW14L30B21S	RFCX42CP14MP22	21.0	–	1100	29.60	21.60	14.00	12.25
RAW14L30B21S	RFCX18BE06MP22	17.5	–	975	29.40	20.80	15.00	12.50
RAW14L30B21S	RFCX18BE06MP22	17.5	–	975	30.00	21.40	15.75	13.00

Continued on next page.

COOLING CAPACITY - With Air Handler Coils (Continued)

UNIT MODEL	AIR HANDLER		COIL MODEL ¹	COOLING				
	MODEL	WIDTH		RATED CFM	NET MBH		SEER	EER
					TOTAL	SENS.		
RAW14L30B21S	RFCX18BE06MP22	21.0	–	975	30.00	21.60	16.00	13.00
RAW14L30B21S	ME08BN21	17.5	CF/CM30B	900	29.20	20.40	15.50	12.75
RAW14L30B21S	ME08BN21	17.5	CF/CM36B	900	29.40	20.00	15.75	13.00
RAW14L30B21S	ME08BN21	17.5	CF42B	875	29.40	19.80	15.50	12.75
RAW14L30B21S	ME12BN21	17.5	CF/CM30B	825	28.60	19.00	15.50	12.75
RAW14L30B21S	ME12BN21	17.5	CF/CM36B	1025	29.80	21.40	15.50	12.75
RAW14L30B21S	ME12BN21	17.5	CF42B	975	29.80	21.00	15.25	12.75
RAW14L30B21S	ME14DN21	24.5	CF/CM30D	1050	30.00	21.80	16.00	13.00
RAW14L30B21S	ME14DN21	24.5	CF/CM36D	1025	30.00	21.60	16.00	13.00
RAW14L30B21S	ME14DN21	24.5	CF/CM42D	1000	30.00	21.00	16.00	13.00
RAW14L30B21S	ME16CN21	21.0	CF/CM30C	1075	29.60	21.80	15.00	12.50
RAW14L30B21S	ME16CN21	21.0	CF/CM36C	1100	30.00	22.00	15.25	12.50
RAW14L30B21S	ME16CN21	21.0	CF/CM42C	1000	29.60	20.80	14.75	12.50
RAW14L36B21S	RFCX36BE12MP22	17.5	–	1000	36.00	24.00	15.25	12.50
RAW14L36B21S	RFCX36CE12MP22	21.0	–	1225	36.00	26.00	15.75	13.00
RAW14L36B21S	RFCX42CE14MP22	21.0	–	1200	36.00	25.60	15.50	12.75
RAW14L36B21S	RFCX48CE16MP22	21.0	–	1250	36.00	26.00	15.75	13.00
RAW14L36B21S	RFCX48DE16MP22	24.5	–	1225	36.00	25.80	16.00	13.00
RAW14L36B21S	RFCX36BP12MP22	17.5	–	1000	35.40	23.60	14.00	12.25
RAW14L36B21S	RFCX36CP12MP22	21.0	–	1225	36.00	25.80	14.25	12.25
RAW14L36B21S	RFCX42CP14MP22	21.0	–	1225	36.00	26.00	14.00	12.25
RAW14L36B21S	RFCX48CP16MP22	21.0	–	1200	36.00	25.40	14.25	12.25
RAW14L36B21S	RFCX48DP16MP22	24.5	–	1325	36.00	26.60	14.25	12.25
RAW14L36B21S	RFCX18BE06MP22	17.5	–	1025	36.00	24.00	15.25	12.50
RAW14L36B21S	RFCX18BE06MP22	21.0	–	1125	36.00	25.40	15.75	13.00
RAW14L36B21S	RFCX18BE06MP22	21.0	–	1100	36.00	25.20	16.00	13.00
RAW14L36B21S	RFCX18BE06MP22	21.0	–	1075	36.00	24.60	15.75	13.00
RAW14L36B21S	RFCX18BE06MP22	24.5	–	1350	36.00	26.80	16.00	13.00
RAW14L36B21S	ME12BN21	17.5	CF/CM36B	1025	36.00	24.00	15.25	12.50
RAW14L36B21S	ME12BN21	17.5	CF42B	975	36.00	24.00	15.25	12.50
RAW14L36B21S	ME14DN21	24.5	CF/CM36D	1250	36.00	26.20	16.00	13.00
RAW14L36B21S	ME14DN21	24.5	CF/CM42D	1225	36.00	26.00	16.00	13.00
RAW14L36B21S	ME14DN21	24.5	CF/CM48D	1200	36.00	25.60	16.00	13.00
RAW14L36B21S	ME16CN21	21.0	CF/CM36C	1225	36.00	26.00	15.75	13.00
RAW14L36B21S	ME16CN21	21.0	CF/CM42C	1225	36.00	25.80	15.75	13.00
RAW14L36B21S	ME16CN21	21.0	CF/CM48C	1225	36.00	25.80	16.00	13.00
RAW14L36B21S	ME20DN21	24.5	CF/CM36D	1325	36.00	26.80	15.00	12.50
RAW14L36B21S	ME20DN21	24.5	CF/CM42D	1325	36.00	26.80	15.00	12.50
RAW14L36B21S	ME20DN21	24.5	CF/CM48D	1325	36.00	26.60	15.00	12.50
RAW14L42B21S	RFCX42CE14MP22	21.0	–	1375	41.50	33.00	14.75	12.50
RAW14L42B21S	RFCX48CE16MP22	21.0	–	1225	41.00	30.50	15.25	12.75
RAW14L42B21S	RFCX48DE16MP22	24.5	–	1225	41.00	31.00	15.50	12.75
RAW14L42B21S	RFCX60CE20MP22	21.0	–	1425	42.00	33.50	15.25	12.50
RAW14L42B21S	RFCX60DE20MP22	24.5	–	1400	42.00	33.50	15.50	12.75
RAW14L42B21S	RFCX42CP14MP22	21.0	–	1225	40.00	30.00	14.00	12.25
RAW14L42B21S	RFCX48CP16MP22	21.0	–	1300	40.50	31.00	14.00	12.25
RAW14L42B21S	RFCX48DP16MP22	24.5	–	1350	40.50	31.50	14.00	12.25
RAW14L42B21S	RFCX18BE06MP22	21.0	–	1275	41.00	31.00	15.00	12.50
RAW14L42B21S	RFCX18BE06MP22	21.0	–	1225	40.50	30.50	15.25	12.50
RAW14L42B21S	RFCX18BE06MP22	24.5	–	1300	41.50	32.00	15.50	12.75
RAW14L42B21S	RFCX18BE06MP22	21.0	–	1275	41.50	31.50	15.25	12.50
RAW14L42B21S	RFCX18BE06MP22	24.5	–	1200	41.50	30.50	15.50	12.75

Continued on next page.

COOLING CAPACITY - With Air Handler Coils (Continued)

UNIT MODEL	AIR HANDLER		COIL MODEL ¹	COOLING				
	MODEL	WIDTH		RATED CFM	NET MBH		SEER	EER
					TOTAL	SENS.		
RAW14L42B21S	ME14DN21	24.5	CF/CM42D	1400	41.50	33.00	15.25	12.75
RAW14L42B21S	ME14DN21	24.5	CF/CM48D	1400	41.50	33.00	15.25	12.50
RAW14L42B21S	ME14DN21	24.5	CF/CM60D	1225	41.50	31.00	15.75	13.00
RAW14L42B21S	ME14DN21	24.5	CF/CM64D	1375	42.00	33.00	14.75	12.50
RAW14L42B21S	ME16CN21	21.0	CF/CM42C	1400	41.00	33.00	15.00	12.50
RAW14L42B21S	ME16CN21	21.0	CF/CM48C	1225	41.00	30.50	15.50	12.75
RAW14L42B21S	ME16CN21	21.0	CF/CM60C	1225	41.50	31.00	15.75	13.00
RAW14L42B21S	ME20DN21	24.5	CF/CM42D	1450	41.50	33.50	15.25	12.50
RAW14L42B21S	ME20DN21	24.5	CF/CM48D	1475	42.00	34.00	15.25	12.75
RAW14L42B21S	ME20DN21	24.5	CF/CM60D	1425	42.00	33.00	15.25	12.75
RAW14L42B21S	ME20DN21	24.5	CF/CM64D	1400	42.00	33.00	15.25	12.75
RAW14L48B21S	RFCX48CE16MP22	21.0	—	1425	48.00	34.50	15.75	12.75
RAW14L48B21S	RFCX48DE16MP22	24.5	—	1425	48.00	34.50	16.00	13.00
RAW14L48B21S	RFCX60CE20MP22	21.0	—	1425	48.00	35.00	15.75	12.75
RAW14L48B21S	RFCX60DE20MP22	24.5	—	1400	48.00	34.50	16.25	13.25
RAW14L48B21S	RFCX48CP16MP22	21.0	—	1300	48.00	33.50	14.50	12.00
RAW14L48B21S	RFCX48DP16MP22	24.5	—	1600	47.50	34.00	14.00	11.75
RAW14L48B21S	RFCX60CP20MP22	21.0	—	1600	48.00	36.50	14.50	12.00
RAW14L48B21S	RFCX60DP20MP22	24.5	—	1600	48.00	36.00	14.50	12.00
RAW14L48B21S	RFCX18BE06MP22	21.0	—	1350	48.00	34.00	15.50	12.75
RAW14L48B21S	RFCX18BE06MP22	24.5	—	1350	48.00	34.50	16.00	13.00
RAW14L48B21S	RFCX18BE06MP22	21.0	—	1350	48.00	34.50	15.75	13.00
RAW14L48B21S	RFCX18BE06MP22	24.5	—	1475	48.00	35.00	15.75	13.00
RAW14L48B21S	ME14DN21	24.5	CF/CM60D	1425	48.00	34.50	16.00	13.00
RAW14L48B21S	ME14DN21	24.5	CF/CM64D	1375	48.00	34.00	16.00	13.00
RAW14L48B21S	ME16CN21	21.0	CF/CM48C	1475	48.00	35.50	15.75	13.00
RAW14L48B21S	ME16CN21	21.0	CF/CM60C	1450	48.00	35.00	16.00	13.00
RAW14L48B21S	ME20DN21	24.5	CF/CM48D	1475	48.00	35.50	16.00	13.00
RAW14L48B21S	ME20DN21	24.5	CF/CM60D	1400	48.00	34.50	15.75	12.75
RAW14L48B21S	ME20DN21	24.5	CF/CM64D	1425	48.00	35.00	16.00	13.00
RAW14L60B21S	RFCX60CE20MP22	21.0	—	1625	56.00	40.00	14.25	12.00
RAW14L60B21S	RFCX60DE20MP22	24.5	—	1775	57.50	42.00	14.25	12.25
RAW14L60B21S	RFCX18BE06MP22	21.0	—	1750	56.50	41.50	14.00	12.00
RAW14L60B21S	RFCX18BE06MP22	24.5	—	1650	57.50	41.00	14.75	12.25
RAW14L60B21S	ME16CN21	21.0	CF/CM60C	1625	56.00	40.00	14.50	12.25
RAW14L60B21S	ME20DN21	24.5	CF/CM60D	1650	56.50	40.00	14.50	12.25
RAW14L60B21S	ME20DN21	24.5	CF/CM64D	1625	57.50	40.50	14.75	12.25

Rated in accordance with DOE test procedures (Federal Register 12-27-79 and 3-18-88) and ANSI/AHRI Standard 210/240.

Cooling MBH based on 80°F entering air temperature, 50% RH (Relative Humidity), and rated air flow.

EER (Energy Efficiency Ratio) is the total cooling output in BTUs at 95°F outdoor ambient divided by the total electric power in watt-hours at those conditions.

SEER (Seasonal Energy Efficiency Ratio) is the total cooling output in BTUs during a normal annual usage period for cooling divided by the total electric power input in watt-hours during the same period.

1. MC coils available with a factory installed horizontal drain pan. See price pages for specific model number.

— = Not applicable.

MP Modular Air Handlers use Coil Only Ratings.

COOLING CAPACITY - Upflow, Downflow & Horizontal Furnaces and Coils (Coil Only Ratings)

UNIT MODEL	COIL		CFM RANGE (MIN.-MAX.)	RATED CFM	COOLING			
	MODEL	WIDTH			NET MBH		SEER ¹	EER
					TOTAL	SENS.		
RAW14L18B21S	CF/CM/CU18A	14.5	450 - 750	600	18.0	12.0	14.00	12.20
RAW14L18B21S	CF/CM/CU18B	17.5	450 - 750	600	18.0	12.0	14.25	12.25
RAW14L18B21S	CF/CM/CU24A	14.5	450 - 750	600	18.0	12.0	14.50	12.25
RAW14L18B21S	CF/CM/CU24B	17.5	450 - 750	600	18.0	12.0	14.50	12.25
RAW14L18B21S	CF/CM/CU24C	21	450 - 750	600	18.0	12.0	14.50	12.25
RAW14L18B21S	CF/CM/CU30A	14.5	450 - 750	600	18.0	11.9	14.50	12.25
RAW14L18B21S	CF/CM/CU30B	17.5	450 - 750	600	18.0	11.9	14.50	12.25
RAW14L18B21S	CF/CM/CU30C	21	450 - 750	600	18.0	11.9	14.50	12.25
RAW14L18B21S	CF/CM/CU30D	24.5	450 - 750	600	18.0	11.9	14.50	12.25
RAW14L18B21S	CF/CM/CU36B	17.5	450 - 750	600	18.0	12.3	14.75	12.25
RAW14L18B21S	CF/CM/CU36C	21	450 - 750	600	18.0	12.3	14.75	12.25
RAW14L18B21S	CF/CM/CU36D	24.5	450 - 750	600	18.0	12.3	14.75	12.25
RAW14L18B21S	CF/CM36A	14.5	450 - 750	600	18.0	12.3	14.75	12.25
RAW14L24B21S	CF/CM/CU24A	14.5	600 - 1000	800	24.0	16.8	14.00	12.20
RAW14L24B21S	CF/CM/CU24B	17.5	600 - 1000	800	24.0	16.8	14.25	12.25
RAW14L24B21S	CF/CM/CU24C	21	600 - 1000	800	24.0	16.8	14.25	12.25
RAW14L24B21S	CF/CM/CU30A	14.5	600 - 1000	800	24.0	16.8	14.50	12.25
RAW14L24B21S	CF/CM/CU30B	17.5	600 - 1000	800	24.0	16.8	14.50	12.25
RAW14L24B21S	CF/CM/CU30C	21	600 - 1000	800	24.0	16.8	14.50	12.25
RAW14L24B21S	CF/CM/CU30D	24.5	600 - 1000	800	24.0	16.8	14.50	12.25
RAW14L24B21S	CF/CM/CU36B	17.5	600 - 1000	800	24.0	16.4	14.75	12.25
RAW14L24B21S	CF/CM/CU36C	21	600 - 1000	800	24.0	16.4	14.75	12.25
RAW14L24B21S	CF/CM/CU36D	24.5	600 - 1000	800	24.0	16.4	14.75	12.25
RAW14L24B21S	CF/CM/CU42C	21	600 - 1000	800	24.0	16.8	14.75	12.25
RAW14L24B21S	CF/CM/CU42D	24.5	600 - 1000	800	24.0	16.8	14.75	12.25
RAW14L24B21S	CF/CM36A	14.5	600 - 1000	800	24.0	16.4	14.75	12.25
RAW14L24B21S	CF42B	17.5	600 - 1000	800	24.0	16.8	14.75	12.25
RAW14L30B21S	CF/CM/CU30B	17.5	800 - 1200	1000	28.8	20.6	14.00	12.20
RAW14L30B21S	CF/CM/CU30C	21	800 - 1200	1000	28.8	20.6	14.00	12.20
RAW14L30B21S	CF/CM/CU30D	24.5	800 - 1200	1000	28.8	20.6	14.00	12.20
RAW14L30B21S	CF/CM/CU36B	17.5	800 - 1200	1000	29.2	20.6	14.00	12.25
RAW14L30B21S	CF/CM/CU36C	21	800 - 1200	1000	29.2	20.6	14.00	12.25
RAW14L30B21S	CF/CM/CU36D	24.5	800 - 1200	1000	29.2	20.6	14.00	12.25
RAW14L30B21S	CF/CM/CU42C	21	800 - 1200	1000	29.2	20.6	14.00	12.25
RAW14L30B21S	CF/CM/CU42D	24.5	800 - 1200	1000	29.2	20.6	14.00	12.25
RAW14L30B21S	CF/CM36A	14.5	800 - 1200	900	28.8	19.4	14.00	12.25
RAW14L30B21S	CF42B	17.5	800 - 1200	1000	29.2	20.6	14.00	12.20
RAW14L36B21S	CF/CM/CU36B	17.5	1000 - 1400	1200	35.0	25.0	14.00	12.20
RAW14L36B21S	CF/CM/CU36C	21	1000 - 1400	1200	35.0	25.0	14.00	12.20
RAW14L36B21S	CF/CM/CU36D	24.5	1000 - 1400	1200	35.0	25.0	14.00	12.20
RAW14L36B21S	CF/CM/CU42C	21	1000 - 1400	1200	36.0	25.6	14.00	12.25
RAW14L36B21S	CF/CM/CU42D	24.5	1000 - 1400	1200	36.0	25.6	14.00	12.25
RAW14L36B21S	CF/CM/CU48C	21	1000 - 1400	1200	36.0	25.6	14.00	12.25
RAW14L36B21S	CF/CM/CU48D	24.5	1000 - 1400	1200	36.0	25.6	14.00	12.25
RAW14L36B21S	CF42B	17.5	1000 - 1400	1200	36.0	25.6	14.00	12.25
RAW14L42B21S	CF/CM/CU42C	21	1200 - 1600	1400	40.0	30.0	14.00	12.20
RAW14L42B21S	CF/CM/CU42D	24.5	1200 - 1600	1400	40.0	30.0	14.00	12.20
RAW14L42B21S	CF/CM/CU48C	21	1200 - 1600	1400	40.5	32.0	14.00	12.25
RAW14L42B21S	CF/CM/CU48D	24.5	1200 - 1600	1400	40.5	32.0	14.00	12.25
RAW14L42B21S	CF/CM/CU60C	21	1200 - 1600	1400	41.0	32.5	14.00	12.25

Continued on next page.

COOLING CAPACITY - Upflow, Downflow & Horizontal Furnaces and Coils (Coil Only Ratings) (Continued)

UNIT MODEL	COIL		CFM RANGE (MIN.-MAX.)	COOLING				
	MODEL	WIDTH		RATED CFM	NET MBH		SEER ¹	EER
					TOTAL	SENS.		
RAW14L42B21S	CF/CM/CU60D	24.5	1200 - 1600	1400	41.0	32.5	14.00	12.25
RAW14L42B21S	CF/CM64D	24.5	1200 - 1600	1400	41.5	32.5	14.00	12.25
RAW14L42B21S	CF42B	17.5	1200 - 1600	1225	38.5	29.0	14.00	12.20
RAW14L48B21S	CF/CM/CU48C	21	1400 - 1800	1600	47.5	34.2	14.00	11.75
RAW14L48B21S	CF/CM/CU48D	24.5	1400 - 1800	1600	47.5	34.2	14.00	11.75
RAW14L48B21S	CF/CM/CU60C	21	1400 - 1800	1600	48.0	36.0	14.50	12.25
RAW14L48B21S	CF/CM/CU60D	24.5	1400 - 1800	1600	48.0	36.0	14.50	12.25
RAW14L48B21S	CF/CM64D	24.5	1400 - 1800	1600	48.0	36.0	14.75	12.25
RAW14L60B21S	CF/CM/CU60C	21	1535 - 1935	1735	56.0	41.0	14.00	11.75
RAW14L60B21S	CF/CM/CU60D	24.5	1535 - 1935	1725	56.0	41.0	14.00	11.75
RAW14L60B21S	CF/CM64D	24.5	1535 - 1935	1775	57.0	42.0	14.00	11.75

For rated condition information, see the footnotes below the System Capacity - Single Piece and Modular Air Handlers table.

1. Requires a S1-2FD06700224 Blower Time Delay unless a standard furnace is equipped with one.

— = Not Applicable.

MP Modular Air Handlers use Coil Only Ratings.

Furnaces that are listed individually in the above table, such as the RGF1L*P, RGF19*P, and RGF1L*E use Coil Only Ratings.

COOLING CAPACITY - With High Efficiency Motor Furnaces¹

UNIT MODEL	FURNACE		COIL MODEL ²	COOLING				
	MODEL	WIDTH		RATED CFM	NET MBH		SEER	EER
					TOTAL	SENS.		
RAW14L18B21S	RGF2L060AE12MP11	14.5	CF/CM/CU18A	600	18.0	12.0	15.50	12.75
RAW14L18B21S	RGF2L060AE12MP11	14.5	CF/CM/CU24A	600	18.0	12.1	16.00	13.00
RAW14L18B21S	RGF2L060AE12MP11	14.5	CF/CM/CU30A	625	18.0	12.3	16.25	13.25
RAW14L18B21S	RGF2L060AE12MP11	14.5	CF/CM36A	600	18.0	12.3	16.25	13.25
RAW14L18B21S	RGF2L080BE12MP11	17.5	CF/CM/CU18B	600	18.0	12.1	15.75	13.00
RAW14L18B21S	RGF2L080BE12MP11	17.5	CF/CM/CU24B	600	18.0	12.1	16.00	13.00
RAW14L18B21S	RGF2L080BE12MP11	17.5	CF/CM/CU30B	600	18.0	11.9	16.25	13.25
RAW14L18B21S	RGF2L080BE12MP11	17.5	CF/CM/CU36B	600	18.0	12.3	16.25	13.25
RAW14L18B21S	RGF2L080CE16MP11	21.0	CF/CM/CU24C	600	18.0	12.0	15.75	12.75
RAW14L18B21S	RGF2L080CE16MP11	21.0	CF/CM/CU30C	600	18.0	12.0	16.00	13.00
RAW14L18B21S	RGF2L080CE16MP11	21.0	CF/CM/CU30D	625	18.0	12.3	16.25	13.25
RAW14L18B21S	RGF2L080CE16MP11	21.0	CF/CM/CU36C	600	18.0	12.3	16.25	13.25
RAW14L18B21S	RGF2L080CE16MP11	21.0	CF/CM/CU36D	625	18.0	12.2	16.25	13.25
RAW14L18B21S	RGF2L100CE16MP11	21.0	CF/CM/CU24C	600	18.0	12.0	15.75	12.75
RAW14L18B21S	RGF2L100CE16MP11	21.0	CF/CM/CU30C	600	18.0	12.0	16.00	13.00
RAW14L18B21S	RGF2L100CE16MP11	21.0	CF/CM/CU30D	625	18.0	12.3	16.25	13.25
RAW14L18B21S	RGF2L100CE16MP11	21.0	CF/CM/CU36C	600	18.0	12.3	16.25	13.25
RAW14L18B21S	RGF2L100CE16MP11	21.0	CF/CM/CU36D	625	18.0	12.2	16.25	13.25
RAW14L18B21S	RGF19060BE12MP12	17.5	CF/CM/CU18B	600	18.0	12.1	15.50	12.75
RAW14L18B21S	RGF19060BE12MP12	17.5	CF/CM/CU24B	600	18.0	12.0	15.75	12.75
RAW14L18B21S	RGF19060BE12MP12	17.5	CF/CM/CU30B	600	18.0	12.0	16.00	13.00
RAW14L18B21S	RGF19060BE12MP12	17.5	CF/CM/CU36B	600	18.0	12.3	16.25	13.25
RAW14L18B21S	RGF19080BE12MP12	17.5	CF/CM/CU18B	600	18.0	12.1	15.50	12.75
RAW14L18B21S	RGF19080BE12MP12	17.5	CF/CM/CU24B	600	18.0	12.0	15.75	12.75
RAW14L18B21S	RGF19080BE12MP12	17.5	CF/CM/CU30B	600	18.0	12.0	16.00	13.00
RAW14L18B21S	RGF19080BE12MP12	17.5	CF/CM/CU36B	600	18.0	12.3	16.25	13.25
RAW14L18B21S	RGF19080CE16MP12	21.0	CF/CM/CU24C	600	18.0	12.1	16.25	13.25
RAW14L18B21S	RGF19080CE16MP12	21.0	CF/CM/CU30C	600	18.0	12.0	16.25	13.25
RAW14L18B21S	RGF19080CE16MP12	21.0	CF/CM/CU30D	600	18.0	12.0	16.25	13.25
RAW14L18B21S	RGF19080CE16MP12	21.0	CF/CM/CU36C	600	18.0	12.3	16.25	13.25

Continued on next page.

COOLING CAPACITY - With High Efficiency Motor Furnaces¹ (Continued)

UNIT MODEL	FURNACE		COIL MODEL ²	COOLING				
	MODEL	WIDTH		RATED CFM	NET MBH		SEER	EER
					TOTAL	SENS.		
RAW14L18B21S	RGF19080CE16MP12	21.0	CF/CM/CU36D	600	18.0	12.3	16.25	13.25
RAW14L18B21S	RGF19100CE16MP12	21.0	CF/CM/CU24C	600	18.0	12.1	16.25	13.25
RAW14L18B21S	RGF19100CE16MP12	21.0	CF/CM/CU30C	600	18.0	12.0	16.25	13.25
RAW14L18B21S	RGF19100CE16MP12	21.0	CF/CM/CU30D	600	18.0	12.0	16.25	13.25
RAW14L18B21S	RGF19100CE16MP12	21.0	CF/CM/CU36C	600	18.0	12.3	16.25	13.25
RAW14L18B21S	RGF19100CE16MP12	21.0	CF/CM/CU36D	600	18.0	12.3	16.25	13.25
RAW14L18B21S	RGF19100CE20MP12	21.0	CF/CM/CU24C	625	18.0	12.3	14.75	12.25
RAW14L18B21S	RGF19100CE20MP12	21.0	CF/CM/CU30C	625	18.0	12.2	15.00	12.50
RAW14L18B21S	RGF19100CE20MP12	21.0	CF/CM/CU30D	650	18.0	12.3	15.25	12.50
RAW14L18B21S	RGF19100CE20MP12	21.0	CF/CM/CU36C	625	18.0	12.1	15.25	12.50
RAW14L18B21S	RGF19100CE20MP12	21.0	CF/CM/CU36D	650	18.0	12.5	15.25	12.50
RAW14L18B21S	RGF19120DE20MP12	24.5	CF/CM/CU30D	600	18.0	11.9	15.00	12.50
RAW14L18B21S	RGF19120DE20MP12	24.5	CF/CM/CU36D	600	18.0	12.2	15.25	12.50
RAW14L18B21S	RGF29060BE12MP11	17.5	CF/CM/CU18B	600	18.0	12.1	15.50	12.75
RAW14L18B21S	RGF29060BE12MP11	17.5	CF/CM/CU24B	600	18.0	12.0	15.75	12.75
RAW14L18B21S	RGF29060BE12MP11	17.5	CF/CM/CU30B	600	18.0	12.0	16.00	13.00
RAW14L18B21S	RGF29060BE12MP11	17.5	CF/CM/CU36B	600	18.0	12.3	16.25	13.25
RAW14L18B21S	RGF29080BE12MP11	17.5	CF/CM/CU18B	600	18.0	12.1	15.50	12.75
RAW14L18B21S	RGF29080BE12MP11	17.5	CF/CM/CU24B	600	18.0	12.0	15.75	12.75
RAW14L18B21S	RGF29080BE12MP11	17.5	CF/CM/CU30B	600	18.0	12.0	16.00	13.00
RAW14L18B21S	RGF29080BE12MP11	17.5	CF/CM/CU36B	600	18.0	12.3	16.25	13.25
RAW14L18B21S	RGF29080CE16MP11	21.0	CF/CM/CU24C	600	18.0	12.1	16.25	13.25
RAW14L18B21S	RGF29080CE16MP11	21.0	CF/CM/CU30C	600	18.0	12.0	16.25	13.25
RAW14L18B21S	RGF29080CE16MP11	21.0	CF/CM/CU30D	600	18.0	12.0	16.25	13.25
RAW14L18B21S	RGF29080CE16MP11	21.0	CF/CM/CU36C	600	18.0	12.3	16.25	13.25
RAW14L18B21S	RGF29080CE16MP11	21.0	CF/CM/CU36D	600	18.0	12.3	16.25	13.25
RAW14L18B21S	RGF29100CE16MP11	21.0	CF/CM/CU24C	600	18.0	12.1	16.25	13.25
RAW14L18B21S	RGF29100CE16MP11	21.0	CF/CM/CU30C	600	18.0	12.0	16.25	13.25
RAW14L18B21S	RGF29100CE16MP11	21.0	CF/CM/CU30D	600	18.0	12.0	16.25	13.25
RAW14L18B21S	RGF29100CE16MP11	21.0	CF/CM/CU36C	600	18.0	12.3	16.25	13.25
RAW14L18B21S	RGF29100CE16MP11	21.0	CF/CM/CU36D	600	18.0	12.3	16.25	13.25
RAW14L18B21S	RGF29100CE20MP11	21.0	CF/CM/CU24C	625	18.0	12.3	14.75	12.25
RAW14L18B21S	RGF29100CE20MP11	21.0	CF/CM/CU30C	625	18.0	12.2	15.00	12.50
RAW14L18B21S	RGF29100CE20MP11	21.0	CF/CM/CU30D	650	18.0	12.3	15.25	12.50
RAW14L18B21S	RGF29100CE20MP11	21.0	CF/CM/CU36C	625	18.0	12.1	15.25	12.50
RAW14L18B21S	RGF29100CE20MP11	21.0	CF/CM/CU36D	650	18.0	12.5	15.25	12.50
RAW14L18B21S	RGF29120DE20MP11	24.5	CF/CM/CU30D	600	18.0	11.9	15.00	12.50
RAW14L18B21S	RGF29120DE20MP11	24.5	CF/CM/CU36D	600	18.0	12.2	15.25	12.50
RAW14L18B21S	RGF1L060AE12MP11	14.5	CF/CM/CU18A	600	18.0	12.0	15.50	12.75
RAW14L18B21S	RGF1L060AE12MP11	14.5	CF/CM/CU24A	600	18.0	12.1	16.00	13.00
RAW14L18B21S	RGF1L060AE12MP11	14.5	CF/CM/CU30A	625	18.0	12.3	16.25	13.25
RAW14L18B21S	RGF1L060AE12MP11	14.5	CF/CM36A	600	18.0	12.3	16.25	13.25
RAW14L18B21S	RGF1L080BE12MP11	17.5	CF/CM/CU18B	600	18.0	12.1	15.75	13.00
RAW14L18B21S	RGF1L080BE12MP11	17.5	CF/CM/CU24B	600	18.0	12.1	16.00	13.00
RAW14L18B21S	RGF1L080BE12MP11	17.5	CF/CM/CU30B	600	18.0	11.9	16.25	13.25
RAW14L18B21S	RGF1L080BE12MP11	17.5	CF/CM/CU36B	600	18.0	12.3	16.25	13.25
RAW14L18B21S	RGF1L080CE16MP11	21.0	CF/CM/CU24C	600	18.0	12.0	15.75	12.75
RAW14L18B21S	RGF1L080CE16MP11	21.0	CF/CM/CU30C	600	18.0	12.0	16.00	13.00
RAW14L18B21S	RGF1L080CE16MP11	21.0	CF/CM/CU30D	625	18.0	12.3	16.25	13.25
RAW14L18B21S	RGF1L080CE16MP11	21.0	CF/CM/CU36C	600	18.0	12.3	16.25	13.25
RAW14L18B21S	RGF1L080CE16MP11	21.0	CF/CM/CU36D	625	18.0	12.2	16.25	13.25
RAW14L18B21S	RGF1L100CE16MP11	21.0	CF/CM/CU24C	600	18.0	12.0	15.75	12.75

Continued on next page.

COOLING CAPACITY - With High Efficiency Motor Furnaces¹ (Continued)

UNIT MODEL	FURNACE		COIL MODEL ²	COOLING				
	MODEL	WIDTH		RATED CFM	NET MBH		SEER	EER
					TOTAL	SENS.		
RAW14L18B21S	RGF1L100CE16MP11	21.0	CF/CM/CU30C	600	18.0	12.0	16.00	13.00
RAW14L18B21S	RGF1L100CE16MP11	21.0	CF/CM/CU30D	625	18.0	12.3	16.25	13.25
RAW14L18B21S	RGF1L100CE16MP11	21.0	CF/CM/CU36C	600	18.0	12.3	16.25	13.25
RAW14L18B21S	RGF1L100CE16MP11	21.0	CF/CM/CU36D	625	18.0	12.2	16.25	13.25
RAW14L24B21S	RGF2L060AE12MP11	14.5	CF/CM/CU24A	800	24.0	16.8	16.00	13.00
RAW14L24B21S	RGF2L060AE12MP11	14.5	CF/CM/CU30A	800	24.0	16.8	16.25	13.25
RAW14L24B21S	RGF2L060AE12MP11	14.5	CF/CM36A	775	24.0	16.6	16.25	13.25
RAW14L24B21S	RGF2L080BE12MP11	17.5	CF/CM/CU24B	800	24.0	16.8	16.00	13.00
RAW14L24B21S	RGF2L080BE12MP11	17.5	CF/CM/CU30B	800	24.0	16.8	16.25	13.25
RAW14L24B21S	RGF2L080BE12MP11	17.5	CF/CM/CU36B	800	24.0	16.6	16.25	13.25
RAW14L24B21S	RGF2L080BE12MP11	17.5	CF42B	800	24.0	16.8	16.25	13.25
RAW14L24B21S	RGF2L080CE16MP11	21.0	CF/CM/CU24C	800	24.0	16.8	16.25	13.25
RAW14L24B21S	RGF2L080CE16MP11	21.0	CF/CM/CU30C	800	24.0	16.8	16.25	13.25
RAW14L24B21S	RGF2L080CE16MP11	21.0	CF/CM/CU30D	800	24.0	16.8	16.25	13.25
RAW14L24B21S	RGF2L080CE16MP11	21.0	CF/CM/CU36C	800	24.0	16.6	16.25	13.25
RAW14L24B21S	RGF2L080CE16MP11	21.0	CF/CM/CU36D	800	24.0	16.6	16.25	13.25
RAW14L24B21S	RGF2L080CE16MP11	21.0	CF/CM/CU42C	800	24.0	16.8	16.25	13.25
RAW14L24B21S	RGF2L080CE16MP11	21.0	CF/CM/CU42D	800	24.0	16.8	16.25	13.25
RAW14L24B21S	RGF2L100CE16MP11	21.0	CF/CM/CU24C	800	24.0	16.8	16.25	13.25
RAW14L24B21S	RGF2L100CE16MP11	21.0	CF/CM/CU30C	800	24.0	16.8	16.25	13.25
RAW14L24B21S	RGF2L100CE16MP11	21.0	CF/CM/CU30D	800	24.0	16.8	16.25	13.25
RAW14L24B21S	RGF2L100CE16MP11	21.0	CF/CM/CU36C	800	24.0	16.6	16.25	13.25
RAW14L24B21S	RGF2L100CE16MP11	21.0	CF/CM/CU36D	800	24.0	16.6	16.25	13.25
RAW14L24B21S	RGF2L100CE16MP11	21.0	CF/CM/CU42C	800	24.0	16.8	16.25	13.25
RAW14L24B21S	RGF2L100CE16MP11	21.0	CF/CM/CU42D	800	24.0	16.8	16.25	13.25
RAW14L24B21S	RGF2L100CE20MP11	21.0	CF/CM/CU30C	800	24.0	16.8	15.25	12.50
RAW14L24B21S	RGF2L100CE20MP11	21.0	CF/CM/CU30D	825	24.0	17.0	15.25	12.50
RAW14L24B21S	RGF2L100CE20MP11	21.0	CF/CM/CU36C	825	24.0	16.8	15.50	12.75
RAW14L24B21S	RGF2L100CE20MP11	21.0	CF/CM/CU36D	825	24.0	16.8	15.50	12.75
RAW14L24B21S	RGF2L100CE20MP11	21.0	CF/CM/CU42C	825	24.0	16.8	15.50	12.75
RAW14L24B21S	RGF2L100CE20MP11	21.0	CF/CM/CU42D	825	24.0	16.8	15.50	12.75
RAW14L24B21S	RGF2L120CE20MP11	21.0	CF/CM/CU30C	800	24.0	16.8	15.25	12.50
RAW14L24B21S	RGF2L120CE20MP11	21.0	CF/CM/CU30D	825	24.0	17.0	15.25	12.50
RAW14L24B21S	RGF2L120CE20MP11	21.0	CF/CM/CU36C	825	24.0	16.8	15.50	12.75
RAW14L24B21S	RGF2L120CE20MP11	21.0	CF/CM/CU36D	825	24.0	16.8	15.50	12.75
RAW14L24B21S	RGF2L120CE20MP11	21.0	CF/CM/CU42C	825	24.0	16.8	15.50	12.75
RAW14L24B21S	RGF2L120CE20MP11	21.0	CF/CM/CU42D	825	24.0	16.8	15.50	12.75
RAW14L24B21S	RGF19060BE12MP12	17.5	CF/CM/CU24B	750	24.0	16.4	16.00	13.00
RAW14L24B21S	RGF19060BE12MP12	17.5	CF/CM/CU30B	750	24.0	16.4	16.25	13.25
RAW14L24B21S	RGF19060BE12MP12	17.5	CF/CM/CU36B	750	24.0	16.4	16.25	13.25
RAW14L24B21S	RGF19060BE12MP12	17.5	CF42B	750	24.0	16.4	16.25	13.25
RAW14L24B21S	RGF19080BE12MP12	17.5	CF/CM/CU24B	750	24.0	16.4	16.00	13.00
RAW14L24B21S	RGF19080BE12MP12	17.5	CF/CM/CU30B	750	24.0	16.4	16.25	13.25
RAW14L24B21S	RGF19080BE12MP12	17.5	CF/CM/CU36B	750	24.0	16.4	16.25	13.25
RAW14L24B21S	RGF19080BE12MP12	17.5	CF42B	750	24.0	16.4	16.25	13.25
RAW14L24B21S	RGF19080CE16MP12	21.0	CF/CM/CU24C	750	24.0	16.4	16.25	13.25
RAW14L24B21S	RGF19080CE16MP12	21.0	CF/CM/CU30C	750	24.0	16.4	16.25	13.25
RAW14L24B21S	RGF19080CE16MP12	21.0	CF/CM/CU30D	775	24.0	16.6	16.25	13.25
RAW14L24B21S	RGF19080CE16MP12	21.0	CF/CM/CU36C	750	24.0	16.4	16.25	13.25
RAW14L24B21S	RGF19080CE16MP12	21.0	CF/CM/CU36D	775	24.0	16.6	16.25	13.25
RAW14L24B21S	RGF19080CE16MP12	21.0	CF/CM/CU42C	750	24.0	16.4	16.25	13.25

Continued on next page.

COOLING CAPACITY - With High Efficiency Motor Furnaces¹ (Continued)

UNIT MODEL	FURNACE		COIL MODEL ²	COOLING				
	MODEL	WIDTH		RATED CFM	NET MBH		SEER	EER
					TOTAL	SENS.		
RAW14L24B21S	RGF19080CE16MP12	21.0	CF/CM/CU42D	775	24.0	16.6	16.25	13.25
RAW14L24B21S	RGF19100CE16MP12	21.0	CF/CM/CU24C	750	24.0	16.4	16.25	13.25
RAW14L24B21S	RGF19100CE16MP12	21.0	CF/CM/CU30C	750	24.0	16.4	16.25	13.25
RAW14L24B21S	RGF19100CE16MP12	21.0	CF/CM/CU30D	775	24.0	16.6	16.25	13.25
RAW14L24B21S	RGF19100CE16MP12	21.0	CF/CM/CU36C	750	24.0	16.4	16.25	13.25
RAW14L24B21S	RGF19100CE16MP12	21.0	CF/CM/CU36D	775	24.0	16.6	16.25	13.25
RAW14L24B21S	RGF19100CE16MP12	21.0	CF/CM/CU42C	750	24.0	16.4	16.25	13.25
RAW14L24B21S	RGF19100CE16MP12	21.0	CF/CM/CU42D	775	24.0	16.6	16.25	13.25
RAW14L24B21S	RGF19100CE20MP12	21.0	CF/CM/CU24C	825	24.0	17.0	15.50	12.75
RAW14L24B21S	RGF19100CE20MP12	21.0	CF/CM/CU30C	825	24.0	17.2	15.75	13.00
RAW14L24B21S	RGF19100CE20MP12	21.0	CF/CM/CU30D	825	24.0	17.2	15.75	13.00
RAW14L24B21S	RGF19100CE20MP12	21.0	CF/CM/CU36C	825	24.0	16.8	16.00	13.00
RAW14L24B21S	RGF19100CE20MP12	21.0	CF/CM/CU36D	825	24.0	16.8	16.00	13.00
RAW14L24B21S	RGF19100CE20MP12	21.0	CF/CM/CU42C	825	24.0	16.8	16.00	13.00
RAW14L24B21S	RGF19100CE20MP12	21.0	CF/CM/CU42D	825	24.0	16.8	16.00	13.00
RAW14L24B21S	RGF19120DE20MP12	24.5	CF/CM/CU30D	825	24.0	17.0	16.25	13.25
RAW14L24B21S	RGF19120DE20MP12	24.5	CF/CM/CU36D	800	24.0	16.6	16.25	13.25
RAW14L24B21S	RGF19120DE20MP12	24.5	CF/CM/CU42D	800	24.0	16.8	16.25	13.25
RAW14L24B21S	RGF29060BE12MP11	17.5	CF/CM/CU24B	750	24.0	16.4	16.00	13.00
RAW14L24B21S	RGF29060BE12MP11	17.5	CF/CM/CU30B	750	24.0	16.4	16.25	13.25
RAW14L24B21S	RGF29060BE12MP11	17.5	CF/CM/CU36B	750	24.0	16.4	16.25	13.25
RAW14L24B21S	RGF29060BE12MP11	17.5	CF42B	750	24.0	16.4	16.25	13.25
RAW14L24B21S	RGF29080BE12MP11	17.5	CF/CM/CU24B	750	24.0	16.4	16.00	13.00
RAW14L24B21S	RGF29080BE12MP11	17.5	CF/CM/CU30B	750	24.0	16.4	16.25	13.25
RAW14L24B21S	RGF29080BE12MP11	17.5	CF/CM/CU36B	750	24.0	16.4	16.25	13.25
RAW14L24B21S	RGF29080BE12MP11	17.5	CF42B	750	24.0	16.4	16.25	13.25
RAW14L24B21S	RGF29080CE16MP11	21.0	CF/CM/CU24C	750	24.0	16.4	16.25	13.25
RAW14L24B21S	RGF29080CE16MP11	21.0	CF/CM/CU30C	750	24.0	16.4	16.25	13.25
RAW14L24B21S	RGF29080CE16MP11	21.0	CF/CM/CU30D	775	24.0	16.6	16.25	13.25
RAW14L24B21S	RGF29080CE16MP11	21.0	CF/CM/CU36C	750	24.0	16.4	16.25	13.25
RAW14L24B21S	RGF29080CE16MP11	21.0	CF/CM/CU36D	775	24.0	16.6	16.25	13.25
RAW14L24B21S	RGF29080CE16MP11	21.0	CF/CM/CU42C	750	24.0	16.4	16.25	13.25
RAW14L24B21S	RGF29080CE16MP11	21.0	CF/CM/CU42D	775	24.0	16.6	16.25	13.25
RAW14L24B21S	RGF29100CE16MP11	21.0	CF/CM/CU24C	750	24.0	16.4	16.25	13.25
RAW14L24B21S	RGF29100CE16MP11	21.0	CF/CM/CU30C	750	24.0	16.4	16.25	13.25
RAW14L24B21S	RGF29100CE16MP11	21.0	CF/CM/CU30D	775	24.0	16.6	16.25	13.25
RAW14L24B21S	RGF29100CE16MP11	21.0	CF/CM/CU36C	750	24.0	16.4	16.25	13.25
RAW14L24B21S	RGF29100CE16MP11	21.0	CF/CM/CU36D	775	24.0	16.6	16.25	13.25
RAW14L24B21S	RGF29100CE16MP11	21.0	CF/CM/CU42C	750	24.0	16.4	16.25	13.25
RAW14L24B21S	RGF29100CE16MP11	21.0	CF/CM/CU42D	775	24.0	16.6	16.25	13.25
RAW14L24B21S	RGF29100CE20MP11	21.0	CF/CM/CU24C	825	24.0	17.0	15.50	12.75
RAW14L24B21S	RGF29100CE20MP11	21.0	CF/CM/CU30C	825	24.0	17.2	15.75	13.00
RAW14L24B21S	RGF29100CE20MP11	21.0	CF/CM/CU30D	825	24.0	17.2	15.75	13.00
RAW14L24B21S	RGF29100CE20MP11	21.0	CF/CM/CU36C	825	24.0	16.8	16.00	13.00
RAW14L24B21S	RGF29100CE20MP11	21.0	CF/CM/CU36D	825	24.0	16.8	16.00	13.00
RAW14L24B21S	RGF29100CE20MP11	21.0	CF/CM/CU42C	825	24.0	16.8	16.00	13.00
RAW14L24B21S	RGF29100CE20MP11	21.0	CF/CM/CU42D	825	24.0	16.8	16.00	13.00
RAW14L24B21S	RGF29120DE20MP11	24.5	CF/CM/CU30D	825	24.0	17.0	16.25	13.25
RAW14L24B21S	RGF29120DE20MP11	24.5	CF/CM/CU36D	800	24.0	16.6	16.25	13.25
RAW14L24B21S	RGF29120DE20MP11	24.5	CF/CM/CU42D	800	24.0	16.8	16.25	13.25
RAW14L24B21S	RGF1L060AE12MP11	14.5	CF/CM/CU24A	800	24.0	16.8	16.00	13.00

Continued on next page.

COOLING CAPACITY - With High Efficiency Motor Furnaces¹ (Continued)

UNIT MODEL	FURNACE		COIL MODEL ²	COOLING				
	MODEL	WIDTH		RATED CFM	NET MBH		SEER	EER
					TOTAL	SENS.		
RAW14L24B21S	RGF1L060AE12MP11	14.5	CF/CM/CU30A	800	24.0	16.8	16.25	13.25
RAW14L24B21S	RGF1L060AE12MP11	14.5	CF/CM36A	775	24.0	16.6	16.25	13.25
RAW14L24B21S	RGF1L080BE12MP11	17.5	CF/CM/CU24B	800	24.0	16.8	16.00	13.00
RAW14L24B21S	RGF1L080BE12MP11	17.5	CF/CM/CU30B	800	24.0	16.8	16.25	13.25
RAW14L24B21S	RGF1L080BE12MP11	17.5	CF/CM/CU36B	800	24.0	16.6	16.25	13.25
RAW14L24B21S	RGF1L080BE12MP11	17.5	CF42B	800	24.0	16.8	16.25	13.25
RAW14L24B21S	RGF1L080CE16MP11	21.0	CF/CM/CU24C	800	24.0	16.8	16.25	13.25
RAW14L24B21S	RGF1L080CE16MP11	21.0	CF/CM/CU30C	800	24.0	16.8	16.25	13.25
RAW14L24B21S	RGF1L080CE16MP11	21.0	CF/CM/CU30D	800	24.0	16.8	16.25	13.25
RAW14L24B21S	RGF1L080CE16MP11	21.0	CF/CM/CU36C	800	24.0	16.6	16.25	13.25
RAW14L24B21S	RGF1L080CE16MP11	21.0	CF/CM/CU36D	800	24.0	16.6	16.25	13.25
RAW14L24B21S	RGF1L080CE16MP11	21.0	CF/CM/CU42C	800	24.0	16.8	16.25	13.25
RAW14L24B21S	RGF1L080CE16MP11	21.0	CF/CM/CU42D	800	24.0	16.8	16.25	13.25
RAW14L24B21S	RGF1L100CE16MP11	21.0	CF/CM/CU24C	800	24.0	16.8	16.25	13.25
RAW14L24B21S	RGF1L100CE16MP11	21.0	CF/CM/CU30C	800	24.0	16.8	16.25	13.25
RAW14L24B21S	RGF1L100CE16MP11	21.0	CF/CM/CU30D	800	24.0	16.8	16.25	13.25
RAW14L24B21S	RGF1L100CE16MP11	21.0	CF/CM/CU36C	800	24.0	16.6	16.25	13.25
RAW14L24B21S	RGF1L100CE16MP11	21.0	CF/CM/CU36D	800	24.0	16.6	16.25	13.25
RAW14L24B21S	RGF1L100CE16MP11	21.0	CF/CM/CU42C	800	24.0	16.8	16.25	13.25
RAW14L24B21S	RGF1L100CE16MP11	21.0	CF/CM/CU42D	800	24.0	16.8	16.25	13.25
RAW14L24B21S	RGF1L100CE20MP11	21.0	CF/CM/CU30C	800	24.0	16.8	15.25	12.50
RAW14L24B21S	RGF1L100CE20MP11	21.0	CF/CM/CU30D	825	24.0	17.0	15.25	12.50
RAW14L24B21S	RGF1L100CE20MP11	21.0	CF/CM/CU36C	825	24.0	16.8	15.50	12.75
RAW14L24B21S	RGF1L100CE20MP11	21.0	CF/CM/CU36D	825	24.0	16.8	15.50	12.75
RAW14L24B21S	RGF1L100CE20MP11	21.0	CF/CM/CU42C	825	24.0	16.8	15.50	12.75
RAW14L24B21S	RGF1L100CE20MP11	21.0	CF/CM/CU42D	825	24.0	16.8	15.50	12.75
RAW14L24B21S	RGF1L120CE20MP11	21.0	CF/CM/CU30C	800	24.0	16.8	15.25	12.50
RAW14L24B21S	RGF1L120CE20MP11	21.0	CF/CM/CU30D	825	24.0	17.0	15.25	12.50
RAW14L24B21S	RGF1L120CE20MP11	21.0	CF/CM/CU36C	825	24.0	16.8	15.50	12.75
RAW14L24B21S	RGF1L120CE20MP11	21.0	CF/CM/CU36D	825	24.0	16.8	15.50	12.75
RAW14L24B21S	RGF1L120CE20MP11	21.0	CF/CM/CU42C	825	24.0	16.8	15.50	12.75
RAW14L24B21S	RGF1L120CE20MP11	21.0	CF/CM/CU42D	825	24.0	16.8	15.50	12.75
RAW14L30B21S	RGF2L060AE12MP11	14.5	CF/CM/CU30A	1000	29.4	21.0	14.75	12.50
RAW14L30B21S	RGF2L060AE12MP11	14.5	CF/CM36A	975	29.4	20.6	14.75	12.50
RAW14L30B21S	RGF2L080BE12MP11	17.5	CF/CM/CU30B	1000	29.4	21.0	15.00	12.50
RAW14L30B21S	RGF2L080BE12MP11	17.5	CF/CM/CU36B	1000	29.8	21.0	15.25	12.50
RAW14L30B21S	RGF2L080BE12MP11	17.5	CF42B	1000	29.6	20.8	15.00	12.50
RAW14L30B21S	RGF2L080CE16MP11	21.0	CF/CM/CU30C	1050	29.8	21.6	15.50	12.75
RAW14L30B21S	RGF2L080CE16MP11	21.0	CF/CM/CU30D	1075	29.8	22.0	15.50	12.75
RAW14L30B21S	RGF2L080CE16MP11	21.0	CF/CM/CU36C	1050	30.0	21.8	15.50	12.75
RAW14L30B21S	RGF2L080CE16MP11	21.0	CF/CM/CU36D	1075	30.0	21.8	15.75	13.00
RAW14L30B21S	RGF2L080CE16MP11	21.0	CF/CM/CU42C	1050	30.0	21.6	15.50	12.75
RAW14L30B21S	RGF2L080CE16MP11	21.0	CF/CM/CU42D	1075	30.0	21.8	15.75	13.00
RAW14L30B21S	RGF2L100CE16MP11	21.0	CF/CM/CU30C	1050	29.8	21.6	15.50	12.75
RAW14L30B21S	RGF2L100CE16MP11	21.0	CF/CM/CU30D	1075	29.8	22.0	15.50	12.75
RAW14L30B21S	RGF2L100CE16MP11	21.0	CF/CM/CU36C	1050	30.0	21.8	15.50	12.75
RAW14L30B21S	RGF2L100CE16MP11	21.0	CF/CM/CU36D	1075	30.0	21.8	15.75	13.00
RAW14L30B21S	RGF2L100CE16MP11	21.0	CF/CM/CU42C	1050	30.0	21.6	15.50	12.75
RAW14L30B21S	RGF2L100CE16MP11	21.0	CF/CM/CU42D	1075	30.0	21.8	15.75	13.00
RAW14L30B21S	RGF2L100CE20MP11	21.0	CF/CM/CU30C	1075	29.8	22.0	15.50	12.75
RAW14L30B21S	RGF2L100CE20MP11	21.0	CF/CM/CU30D	1050	29.8	21.6	15.25	12.75

Continued on next page.

COOLING CAPACITY - With High Efficiency Motor Furnaces¹ (Continued)

UNIT MODEL	FURNACE		COIL MODEL ²	COOLING				
	MODEL	WIDTH		RATED CFM	NET MBH		SEER	EER
					TOTAL	SENS.		
RAW14L30B21S	RGF2L100CE20MP11	21.0	CF/CM/CU36C	1075	30.0	21.8	15.75	13.00
RAW14L30B21S	RGF2L100CE20MP11	21.0	CF/CM/CU36D	1100	30.0	22.0	15.75	13.00
RAW14L30B21S	RGF2L100CE20MP11	21.0	CF/CM/CU42C	1075	30.0	21.8	15.75	13.00
RAW14L30B21S	RGF2L100CE20MP11	21.0	CF/CM/CU42D	1100	30.0	22.2	15.75	13.00
RAW14L30B21S	RGF2L120CE20MP11	21.0	CF/CM/CU30C	1075	29.8	22.0	15.50	12.75
RAW14L30B21S	RGF2L120CE20MP11	21.0	CF/CM/CU30D	1050	29.8	21.6	15.25	12.75
RAW14L30B21S	RGF2L120CE20MP11	21.0	CF/CM/CU36C	1075	30.0	21.8	15.75	13.00
RAW14L30B21S	RGF2L120CE20MP11	21.0	CF/CM/CU36D	1100	30.0	22.0	15.75	13.00
RAW14L30B21S	RGF2L120CE20MP11	21.0	CF/CM/CU42C	1075	30.0	21.8	15.75	13.00
RAW14L30B21S	RGF2L120CE20MP11	21.0	CF/CM/CU42D	1100	30.0	22.2	15.75	13.00
RAW14L30B21S	RGF19060BE12MP12	17.5	CF/CM/CU30B	900	29.0	20.2	15.00	12.50
RAW14L30B21S	RGF19060BE12MP12	17.5	CF/CM/CU36B	900	29.4	20.0	15.25	12.75
RAW14L30B21S	RGF19060BE12MP12	17.5	CF42B	900	29.4	20.0	15.25	12.75
RAW14L30B21S	RGF19080BE12MP12	17.5	CF/CM/CU30B	900	29.0	20.2	15.00	12.50
RAW14L30B21S	RGF19080BE12MP12	17.5	CF/CM/CU36B	900	29.4	20.0	15.25	12.75
RAW14L30B21S	RGF19080BE12MP12	17.5	CF42B	900	29.4	20.0	15.25	12.75
RAW14L30B21S	RGF19080CE16MP12	21.0	CF/CM/CU30C	1075	29.8	21.8	15.25	12.75
RAW14L30B21S	RGF19080CE16MP12	21.0	CF/CM/CU30D	1050	29.8	21.6	15.25	12.75
RAW14L30B21S	RGF19080CE16MP12	21.0	CF/CM/CU36C	1025	29.8	21.2	15.00	12.50
RAW14L30B21S	RGF19080CE16MP12	21.0	CF/CM/CU42C	1000	29.6	20.8	15.00	12.50
RAW14L30B21S	RGF19100CE16MP12	21.0	CF/CM/CU30C	1075	29.8	21.8	15.25	12.75
RAW14L30B21S	RGF19100CE16MP12	21.0	CF/CM/CU30D	1050	29.8	21.6	15.25	12.75
RAW14L30B21S	RGF19100CE16MP12	21.0	CF/CM/CU36C	1025	29.8	21.2	15.00	12.50
RAW14L30B21S	RGF19100CE16MP12	21.0	CF/CM/CU42C	1000	29.6	20.8	15.00	12.50
RAW14L30B21S	RGF19100CE20MP12	21.0	CF/CM/CU30C	975	29.4	20.8	15.50	12.75
RAW14L30B21S	RGF19100CE20MP12	21.0	CF/CM/CU36C	975	29.8	20.8	15.50	12.75
RAW14L30B21S	RGF19100CE20MP12	21.0	CF/CM/CU42C	975	29.8	21.0	15.75	13.00
RAW14L30B21S	RGF19120DE20MP12	24.5	CF/CM/CU30D	975	29.6	21.0	15.75	13.00
RAW14L30B21S	RGF19120DE20MP12	24.5	CF/CM/CU36D	975	29.8	20.8	15.75	13.00
RAW14L30B21S	RGF19120DE20MP12	24.5	CF/CM/CU42D	975	30.0	21.0	16.00	13.00
RAW14L30B21S	RGF29060BE12MP11	17.5	CF/CM/CU30B	900	29.0	20.2	15.00	12.50
RAW14L30B21S	RGF29060BE12MP11	17.5	CF/CM/CU36B	900	29.4	20.0	15.25	12.75
RAW14L30B21S	RGF29060BE12MP11	17.5	CF42B	900	29.4	20.0	15.25	12.75
RAW14L30B21S	RGF29080BE12MP11	17.5	CF/CM/CU30B	900	29.0	20.2	15.00	12.50
RAW14L30B21S	RGF29080BE12MP11	17.5	CF/CM/CU36B	900	29.4	20.0	15.25	12.75
RAW14L30B21S	RGF29080BE12MP11	17.5	CF42B	900	29.4	20.0	15.25	12.75
RAW14L30B21S	RGF29080CE16MP11	21.0	CF/CM/CU30C	1075	29.8	21.8	15.25	12.75
RAW14L30B21S	RGF29080CE16MP11	21.0	CF/CM/CU30D	1050	29.8	21.6	15.25	12.75
RAW14L30B21S	RGF29080CE16MP11	21.0	CF/CM/CU36C	1025	29.8	21.2	15.00	12.50
RAW14L30B21S	RGF29080CE16MP11	21.0	CF/CM/CU42C	1000	29.6	20.8	15.00	12.50
RAW14L30B21S	RGF29100CE16MP11	21.0	CF/CM/CU30C	1075	29.8	21.8	15.25	12.75
RAW14L30B21S	RGF29100CE16MP11	21.0	CF/CM/CU30D	1050	29.8	21.6	15.25	12.75
RAW14L30B21S	RGF29100CE16MP11	21.0	CF/CM/CU36C	1025	29.8	21.2	15.00	12.50
RAW14L30B21S	RGF29100CE16MP11	21.0	CF/CM/CU42C	1000	29.6	20.8	15.00	12.50
RAW14L30B21S	RGF29100CE20MP11	21.0	CF/CM/CU30C	975	29.4	20.8	15.50	12.75
RAW14L30B21S	RGF29100CE20MP11	21.0	CF/CM/CU36C	975	29.8	20.8	15.50	12.75
RAW14L30B21S	RGF29100CE20MP11	21.0	CF/CM/CU42C	975	29.8	21.0	15.75	13.00
RAW14L30B21S	RGF29120DE20MP11	24.5	CF/CM/CU30D	975	29.6	21.0	15.75	13.00
RAW14L30B21S	RGF29120DE20MP11	24.5	CF/CM/CU36D	975	29.8	20.8	15.75	13.00
RAW14L30B21S	RGF29120DE20MP11	24.5	CF/CM/CU42D	975	30.0	21.0	16.00	13.00
RAW14L30B21S	RGF1L060AE12MP11	14.5	CF/CM/CU30A	1000	29.4	21.0	14.75	12.50

Continued on next page.

COOLING CAPACITY - With High Efficiency Motor Furnaces¹ (Continued)

UNIT MODEL	FURNACE		COIL MODEL ²	COOLING				
	MODEL	WIDTH		RATED CFM	NET MBH		SEER	EER
					TOTAL	SENS.		
RAW14L30B21S	RGF1L060AE12MP11	14.5	CF/CM36A	975	29.4	20.6	14.75	12.50
RAW14L30B21S	RGF1L080BE12MP11	17.5	CF/CM/CU30B	1000	29.4	21.0	15.00	12.50
RAW14L30B21S	RGF1L080BE12MP11	17.5	CF/CM/CU36B	1000	29.8	21.0	15.25	12.50
RAW14L30B21S	RGF1L080BE12MP11	17.5	CF42B	1000	29.6	20.8	15.00	12.50
RAW14L30B21S	RGF1L080CE16MP11	21.0	CF/CM/CU30C	1050	29.8	21.6	15.50	12.75
RAW14L30B21S	RGF1L080CE16MP11	21.0	CF/CM/CU30D	1075	29.8	22.0	15.50	12.75
RAW14L30B21S	RGF1L080CE16MP11	21.0	CF/CM/CU36C	1050	30.0	21.8	15.50	12.75
RAW14L30B21S	RGF1L080CE16MP11	21.0	CF/CM/CU36D	1075	30.0	21.8	15.75	13.00
RAW14L30B21S	RGF1L080CE16MP11	21.0	CF/CM/CU42C	1050	30.0	21.6	15.50	12.75
RAW14L30B21S	RGF1L080CE16MP11	21.0	CF/CM/CU42D	1075	30.0	21.8	15.75	13.00
RAW14L30B21S	RGF1L100CE16MP11	21.0	CF/CM/CU30C	1050	29.8	21.6	15.50	12.75
RAW14L30B21S	RGF1L100CE16MP11	21.0	CF/CM/CU30D	1075	29.8	22.0	15.50	12.75
RAW14L30B21S	RGF1L100CE16MP11	21.0	CF/CM/CU36C	1050	30.0	21.8	15.50	12.75
RAW14L30B21S	RGF1L100CE16MP11	21.0	CF/CM/CU36D	1075	30.0	21.8	15.75	13.00
RAW14L30B21S	RGF1L100CE16MP11	21.0	CF/CM/CU42C	1050	30.0	21.6	15.50	12.75
RAW14L30B21S	RGF1L100CE16MP11	21.0	CF/CM/CU42D	1075	30.0	21.8	15.75	13.00
RAW14L30B21S	RGF1L100CE20MP11	21.0	CF/CM/CU30C	1075	29.8	22.0	15.50	12.75
RAW14L30B21S	RGF1L100CE20MP11	21.0	CF/CM/CU30D	1050	29.8	21.6	15.25	12.75
RAW14L30B21S	RGF1L100CE20MP11	21.0	CF/CM/CU36C	1075	30.0	21.8	15.75	13.00
RAW14L30B21S	RGF1L100CE20MP11	21.0	CF/CM/CU36D	1100	30.0	22.0	15.75	13.00
RAW14L30B21S	RGF1L100CE20MP11	21.0	CF/CM/CU42C	1075	30.0	21.8	15.75	13.00
RAW14L30B21S	RGF1L100CE20MP11	21.0	CF/CM/CU42D	1100	30.0	22.2	15.75	13.00
RAW14L30B21S	RGF1L120CE20MP11	21.0	CF/CM/CU30C	1075	29.8	22.0	15.50	12.75
RAW14L30B21S	RGF1L120CE20MP11	21.0	CF/CM/CU30D	1050	29.8	21.6	15.25	12.75
RAW14L30B21S	RGF1L120CE20MP11	21.0	CF/CM/CU36C	1075	30.0	21.8	15.75	13.00
RAW14L30B21S	RGF1L120CE20MP11	21.0	CF/CM/CU36D	1100	30.0	22.0	15.75	13.00
RAW14L30B21S	RGF1L120CE20MP11	21.0	CF/CM/CU42C	1075	30.0	21.8	15.75	13.00
RAW14L30B21S	RGF1L120CE20MP11	21.0	CF/CM/CU42D	1100	30.0	22.2	15.75	13.00
RAW14L36B21S	RGF2L060AE12MP11	14.5	CF/CM36A	975	35.6	23.4	14.75	12.50
RAW14L36B21S	RGF2L080BE12MP11	17.5	CF/CM/CU36B	1000	35.8	23.4	15.00	12.50
RAW14L36B21S	RGF2L080BE12MP11	17.5	CF42B	1000	36.0	24.0	15.00	12.50
RAW14L36B21S	RGF2L080CE16MP11	21.0	CF/CM/CU36C	1050	36.0	24.4	15.25	12.75
RAW14L36B21S	RGF2L080CE16MP11	21.0	CF/CM/CU36D	1075	36.0	24.6	15.50	12.75
RAW14L36B21S	RGF2L080CE16MP11	21.0	CF/CM/CU42C	1225	36.0	26.0	15.25	12.75
RAW14L36B21S	RGF2L080CE16MP11	21.0	CF/CM/CU42D	1075	36.0	24.6	15.50	12.75
RAW14L36B21S	RGF2L080CE16MP11	21.0	CF/CM/CU48C	1225	36.0	25.8	15.50	12.75
RAW14L36B21S	RGF2L080CE16MP11	21.0	CF/CM/CU48D	1075	36.0	24.6	15.75	13.00
RAW14L36B21S	RGF2L100CE16MP11	21.0	CF/CM/CU36C	1050	36.0	24.4	15.25	12.75
RAW14L36B21S	RGF2L100CE16MP11	21.0	CF/CM/CU36D	1075	36.0	24.6	15.50	12.75
RAW14L36B21S	RGF2L100CE16MP11	21.0	CF/CM/CU42C	1225	36.0	26.0	15.25	12.75
RAW14L36B21S	RGF2L100CE16MP11	21.0	CF/CM/CU42D	1075	36.0	24.6	15.50	12.75
RAW14L36B21S	RGF2L100CE16MP11	21.0	CF/CM/CU48C	1225	36.0	25.8	15.50	12.75
RAW14L36B21S	RGF2L100CE16MP11	21.0	CF/CM/CU48D	1075	36.0	24.6	15.75	13.00
RAW14L36B21S	RGF2L100CE20MP11	21.0	CF/CM/CU36C	1300	36.0	26.4	15.50	12.75
RAW14L36B21S	RGF2L100CE20MP11	21.0	CF/CM/CU36D	1300	36.0	26.4	15.50	12.75
RAW14L36B21S	RGF2L100CE20MP11	21.0	CF/CM/CU42C	1075	36.0	24.6	15.50	12.75
RAW14L36B21S	RGF2L100CE20MP11	21.0	CF/CM/CU42D	1100	36.0	24.8	15.50	12.75
RAW14L36B21S	RGF2L100CE20MP11	21.0	CF/CM/CU48C	1300	36.0	26.6	15.50	12.75
RAW14L36B21S	RGF2L100CE20MP11	21.0	CF/CM/CU48D	1200	36.0	25.6	15.25	12.50
RAW14L36B21S	RGF2L120CE20MP11	21.0	CF/CM/CU36C	1300	36.0	26.4	15.50	12.75
RAW14L36B21S	RGF2L120CE20MP11	21.0	CF/CM/CU36D	1300	36.0	26.4	15.50	12.75

Continued on next page.

COOLING CAPACITY - With High Efficiency Motor Furnaces¹ (Continued)

UNIT MODEL	FURNACE		COIL MODEL ²	COOLING				
	MODEL	WIDTH		RATED CFM	NET MBH		SEER	EER
					TOTAL	SENS.		
RAW14L36B21S	RGF2L120CE20MP11	21.0	CF/CM/CU42C	1075	36.0	24.6	15.50	12.75
RAW14L36B21S	RGF2L120CE20MP11	21.0	CF/CM/CU42D	1100	36.0	24.8	15.50	12.75
RAW14L36B21S	RGF2L120CE20MP11	21.0	CF/CM/CU48C	1300	36.0	26.6	15.50	12.75
RAW14L36B21S	RGF2L120CE20MP11	21.0	CF/CM/CU48D	1200	36.0	25.6	15.25	12.50
RAW14L36B21S	RGF19060BE12MP12	17.5	CF/CM/CU36B	975	35.6	23.4	14.75	12.50
RAW14L36B21S	RGF19060BE12MP12	17.5	CF42B	975	36.0	24.0	15.00	12.50
RAW14L36B21S	RGF19080BE12MP12	17.5	CF/CM/CU36B	975	35.6	23.4	14.75	12.50
RAW14L36B21S	RGF19080BE12MP12	17.5	CF42B	975	36.0	24.0	15.00	12.50
RAW14L36B21S	RGF19080CE16MP12	21.0	CF/CM/CU36C	1075	36.0	24.6	15.25	12.75
RAW14L36B21S	RGF19080CE16MP12	21.0	CF/CM/CU36D	1075	36.0	24.8	15.25	12.75
RAW14L36B21S	RGF19080CE16MP12	21.0	CF/CM/CU42C	1075	36.0	24.6	15.25	12.75
RAW14L36B21S	RGF19080CE16MP12	21.0	CF/CM/CU42D	1075	36.0	24.6	15.25	12.75
RAW14L36B21S	RGF19080CE16MP12	21.0	CF/CM/CU48C	1075	36.0	24.6	15.50	12.75
RAW14L36B21S	RGF19080CE16MP12	21.0	CF/CM/CU48D	1075	36.0	24.6	15.50	12.75
RAW14L36B21S	RGF19100CE16MP12	21.0	CF/CM/CU36C	1075	36.0	24.6	15.25	12.75
RAW14L36B21S	RGF19100CE16MP12	21.0	CF/CM/CU36D	1075	36.0	24.8	15.25	12.75
RAW14L36B21S	RGF19100CE16MP12	21.0	CF/CM/CU42C	1075	36.0	24.6	15.25	12.75
RAW14L36B21S	RGF19100CE16MP12	21.0	CF/CM/CU42D	1075	36.0	24.6	15.25	12.75
RAW14L36B21S	RGF19100CE16MP12	21.0	CF/CM/CU48C	1075	36.0	24.6	15.50	12.75
RAW14L36B21S	RGF19100CE16MP12	21.0	CF/CM/CU48D	1075	36.0	24.6	15.50	12.75
RAW14L36B21S	RGF19100CE20MP12	21.0	CF/CM/CU36C	975	35.8	23.6	15.25	12.75
RAW14L36B21S	RGF19100CE20MP12	21.0	CF/CM/CU36D	975	35.8	23.6	15.25	12.50
RAW14L36B21S	RGF19100CE20MP12	21.0	CF/CM/CU42C	1250	36.0	26.4	15.25	12.75
RAW14L36B21S	RGF19100CE20MP12	21.0	CF/CM/CU42D	975	36.0	24.0	15.50	12.75
RAW14L36B21S	RGF19100CE20MP12	21.0	CF/CM/CU48C	975	36.0	24.0	15.75	13.00
RAW14L36B21S	RGF19100CE20MP12	21.0	CF/CM/CU48D	1000	36.0	24.0	15.75	13.00
RAW14L36B21S	RGF19120DE20MP12	24.5	CF/CM/CU36D	1275	36.0	26.2	15.50	12.75
RAW14L36B21S	RGF19120DE20MP12	24.5	CF/CM/CU42D	1275	36.0	26.4	15.50	12.75
RAW14L36B21S	RGF19120DE20MP12	24.5	CF/CM/CU48D	1275	36.0	26.2	15.75	13.00
RAW14L36B21S	RGF29060BE12MP11	17.5	CF/CM/CU36B	975	35.6	23.4	14.75	12.50
RAW14L36B21S	RGF29060BE12MP11	17.5	CF42B	975	36.0	24.0	15.00	12.50
RAW14L36B21S	RGF29080BE12MP11	17.5	CF/CM/CU36B	975	35.6	23.4	14.75	12.50
RAW14L36B21S	RGF29080BE12MP11	17.5	CF42B	975	36.0	24.0	15.00	12.50
RAW14L36B21S	RGF29080CE16MP11	21.0	CF/CM/CU36C	1075	36.0	24.6	15.25	12.75
RAW14L36B21S	RGF29080CE16MP11	21.0	CF/CM/CU36D	1075	36.0	24.8	15.25	12.75
RAW14L36B21S	RGF29080CE16MP11	21.0	CF/CM/CU42C	1075	36.0	24.6	15.25	12.75
RAW14L36B21S	RGF29080CE16MP11	21.0	CF/CM/CU42D	1075	36.0	24.6	15.25	12.75
RAW14L36B21S	RGF29080CE16MP11	21.0	CF/CM/CU48C	1075	36.0	24.6	15.50	12.75
RAW14L36B21S	RGF29080CE16MP11	21.0	CF/CM/CU48D	1075	36.0	24.6	15.50	12.75
RAW14L36B21S	RGF29100CE16MP11	21.0	CF/CM/CU36C	1075	36.0	24.6	15.25	12.75
RAW14L36B21S	RGF29100CE16MP11	21.0	CF/CM/CU36D	1075	36.0	24.8	15.25	12.75
RAW14L36B21S	RGF29100CE16MP11	21.0	CF/CM/CU42C	1075	36.0	24.6	15.25	12.75
RAW14L36B21S	RGF29100CE16MP11	21.0	CF/CM/CU42D	1075	36.0	24.6	15.25	12.75
RAW14L36B21S	RGF29100CE16MP11	21.0	CF/CM/CU48C	1075	36.0	24.6	15.50	12.75
RAW14L36B21S	RGF29100CE16MP11	21.0	CF/CM/CU48D	1075	36.0	24.6	15.50	12.75
RAW14L36B21S	RGF29100CE20MP11	21.0	CF/CM/CU36C	975	35.8	23.6	15.25	12.75
RAW14L36B21S	RGF29100CE20MP11	21.0	CF/CM/CU36D	975	35.8	23.6	15.25	12.50
RAW14L36B21S	RGF29100CE20MP11	21.0	CF/CM/CU42C	1250	36.0	26.4	15.25	12.75
RAW14L36B21S	RGF29100CE20MP11	21.0	CF/CM/CU42D	975	36.0	24.0	15.50	12.75
RAW14L36B21S	RGF29100CE20MP11	21.0	CF/CM/CU48C	975	36.0	24.0	15.75	13.00
RAW14L36B21S	RGF29100CE20MP11	21.0	CF/CM/CU48D	1000	36.0	24.0	15.75	13.00

Continued on next page.

COOLING CAPACITY - With High Efficiency Motor Furnaces¹ (Continued)

UNIT MODEL	FURNACE		COIL MODEL ²	COOLING				
	MODEL	WIDTH		RATED CFM	NET MBH		SEER	EER
					TOTAL	SENS.		
RAW14L36B21S	RGF29120DE20MP11	24.5	CF/CM/CU36D	1275	36.0	26.2	15.50	12.75
RAW14L36B21S	RGF29120DE20MP11	24.5	CF/CM/CU42D	1275	36.0	26.4	15.50	12.75
RAW14L36B21S	RGF29120DE20MP11	24.5	CF/CM/CU48D	1275	36.0	26.2	15.75	13.00
RAW14L36B21S	RGF1L060AE12MP11	14.5	CF/CM36A	975	35.6	23.4	14.75	12.50
RAW14L36B21S	RGF1L080BE12MP11	17.5	CF/CM/CU36B	1000	35.8	23.4	15.00	12.50
RAW14L36B21S	RGF1L080BE12MP11	17.5	CF42B	1000	36.0	24.0	15.00	12.50
RAW14L36B21S	RGF1L080CE16MP11	21.0	CF/CM/CU36C	1050	36.0	24.4	15.25	12.75
RAW14L36B21S	RGF1L080CE16MP11	21.0	CF/CM/CU36D	1075	36.0	24.6	15.50	12.75
RAW14L36B21S	RGF1L080CE16MP11	21.0	CF/CM/CU42C	1225	36.0	26.0	15.25	12.75
RAW14L36B21S	RGF1L080CE16MP11	21.0	CF/CM/CU42D	1075	36.0	24.6	15.50	12.75
RAW14L36B21S	RGF1L080CE16MP11	21.0	CF/CM/CU48C	1225	36.0	25.8	15.50	12.75
RAW14L36B21S	RGF1L080CE16MP11	21.0	CF/CM/CU48D	1075	36.0	24.6	15.75	13.00
RAW14L36B21S	RGF1L100CE16MP11	21.0	CF/CM/CU36C	1050	36.0	24.4	15.25	12.75
RAW14L36B21S	RGF1L100CE16MP11	21.0	CF/CM/CU36D	1075	36.0	24.6	15.50	12.75
RAW14L36B21S	RGF1L100CE16MP11	21.0	CF/CM/CU42C	1225	36.0	26.0	15.25	12.75
RAW14L36B21S	RGF1L100CE16MP11	21.0	CF/CM/CU42D	1075	36.0	24.6	15.50	12.75
RAW14L36B21S	RGF1L100CE16MP11	21.0	CF/CM/CU48C	1225	36.0	25.8	15.50	12.75
RAW14L36B21S	RGF1L100CE16MP11	21.0	CF/CM/CU48D	1075	36.0	24.6	15.75	13.00
RAW14L36B21S	RGF1L100CE20MP11	21.0	CF/CM/CU36C	1300	36.0	26.4	15.50	12.75
RAW14L36B21S	RGF1L100CE20MP11	21.0	CF/CM/CU36D	1300	36.0	26.4	15.50	12.75
RAW14L36B21S	RGF1L100CE20MP11	21.0	CF/CM/CU42C	1075	36.0	24.6	15.50	12.75
RAW14L36B21S	RGF1L100CE20MP11	21.0	CF/CM/CU42D	1100	36.0	24.8	15.50	12.75
RAW14L36B21S	RGF1L100CE20MP11	21.0	CF/CM/CU48C	1300	36.0	26.6	15.50	12.75
RAW14L36B21S	RGF1L100CE20MP11	21.0	CF/CM/CU48D	1200	36.0	25.6	15.25	12.50
RAW14L36B21S	RGF1L120CE20MP11	21.0	CF/CM/CU36C	1300	36.0	26.4	15.50	12.75
RAW14L36B21S	RGF1L120CE20MP11	21.0	CF/CM/CU36D	1300	36.0	26.4	15.50	12.75
RAW14L36B21S	RGF1L120CE20MP11	21.0	CF/CM/CU42C	1075	36.0	24.6	15.50	12.75
RAW14L36B21S	RGF1L120CE20MP11	21.0	CF/CM/CU42D	1100	36.0	24.8	15.50	12.75
RAW14L36B21S	RGF1L120CE20MP11	21.0	CF/CM/CU48C	1300	36.0	26.6	15.50	12.75
RAW14L36B21S	RGF1L120CE20MP11	21.0	CF/CM/CU48D	1200	36.0	25.6	15.25	12.50
RAW14L42B21S	RGF2L080BE12MP11	17.5	CF42B	1175	40.0	29.5	14.50	12.50
RAW14L42B21S	RGF2L080CE16MP11	21.0	CF/CM/CU42C	1200	40.0	29.5	14.75	12.50
RAW14L42B21S	RGF2L080CE16MP11	21.0	CF/CM/CU42D	1400	41.0	32.5	14.50	12.50
RAW14L42B21S	RGF2L080CE16MP11	21.0	CF/CM/CU48C	1400	41.0	32.5	14.50	12.50
RAW14L42B21S	RGF2L080CE16MP11	21.0	CF/CM/CU48D	1400	41.0	32.5	14.50	12.50
RAW14L42B21S	RGF2L080CE16MP11	21.0	CF/CM/CU60C	1200	40.5	30.0	15.00	12.50
RAW14L42B21S	RGF2L080CE16MP11	21.0	CF/CM/CU60D	1200	40.5	30.0	15.00	12.50
RAW14L42B21S	RGF2L080CE16MP11	21.0	CF/CM64D	1200	41.0	30.0	15.00	12.50
RAW14L42B21S	RGF2L100CE16MP11	21.0	CF/CM/CU42C	1200	40.0	29.5	14.75	12.50
RAW14L42B21S	RGF2L100CE16MP11	21.0	CF/CM/CU42D	1400	41.0	32.5	14.50	12.50
RAW14L42B21S	RGF2L100CE16MP11	21.0	CF/CM/CU48C	1400	41.0	32.5	14.50	12.50
RAW14L42B21S	RGF2L100CE16MP11	21.0	CF/CM/CU48D	1400	41.0	32.5	14.50	12.50
RAW14L42B21S	RGF2L100CE16MP11	21.0	CF/CM/CU60C	1200	40.5	30.0	15.00	12.50
RAW14L42B21S	RGF2L100CE16MP11	21.0	CF/CM/CU60D	1200	40.5	30.0	15.00	12.50
RAW14L42B21S	RGF2L100CE16MP11	21.0	CF/CM64D	1200	41.0	30.0	15.00	12.50
RAW14L42B21S	RGF2L100CE20MP11	21.0	CF/CM/CU42C	1400	41.0	32.5	14.50	12.50
RAW14L42B21S	RGF2L100CE20MP11	21.0	CF/CM/CU42D	1275	41.0	31.0	15.25	12.75
RAW14L42B21S	RGF2L100CE20MP11	21.0	CF/CM/CU48C	1275	41.0	31.0	15.00	12.50
RAW14L42B21S	RGF2L100CE20MP11	21.0	CF/CM/CU48D	1300	41.5	32.0	15.25	12.75
RAW14L42B21S	RGF2L100CE20MP11	21.0	CF/CM/CU60C	1275	41.5	31.5	15.25	12.75
RAW14L42B21S	RGF2L100CE20MP11	21.0	CF/CM/CU60D	1275	41.5	31.5	15.25	12.75

Continued on next page.

COOLING CAPACITY - With High Efficiency Motor Furnaces¹ (Continued)

UNIT MODEL	FURNACE		COIL MODEL ²	COOLING				
	MODEL	WIDTH		RATED CFM	NET MBH		SEER	EER
					TOTAL	SENS.		
RAW14L42B21S	RGF2L100CE20MP11	21.0	CF/CM64D	1275	42.0	32.0	15.50	12.75
RAW14L42B21S	RGF2L120CE20MP11	21.0	CF/CM/CU42C	1400	41.0	32.5	14.50	12.50
RAW14L42B21S	RGF2L120CE20MP11	21.0	CF/CM/CU42D	1275	41.0	31.0	15.25	12.75
RAW14L42B21S	RGF2L120CE20MP11	21.0	CF/CM/CU48C	1275	41.0	31.0	15.00	12.50
RAW14L42B21S	RGF2L120CE20MP11	21.0	CF/CM/CU48D	1300	41.5	32.0	15.25	12.75
RAW14L42B21S	RGF2L120CE20MP11	21.0	CF/CM/CU60C	1275	41.5	31.5	15.25	12.75
RAW14L42B21S	RGF2L120CE20MP11	21.0	CF/CM/CU60D	1275	41.5	31.5	15.25	12.75
RAW14L42B21S	RGF2L120CE20MP11	21.0	CF/CM64D	1275	42.0	32.0	15.50	12.75
RAW14L42B21S	RGF19080CE16MP12	21.0	CF/CM/CU42C	1225	40.5	30.5	14.75	12.50
RAW14L42B21S	RGF19080CE16MP12	21.0	CF/CM/CU42D	1325	41.0	31.5	14.50	12.50
RAW14L42B21S	RGF19080CE16MP12	21.0	CF/CM/CU48C	1325	41.0	31.5	14.50	12.50
RAW14L42B21S	RGF19080CE16MP12	21.0	CF/CM/CU48D	1225	40.5	30.5	14.75	12.50
RAW14L42B21S	RGF19080CE16MP12	21.0	CF/CM/CU60C	1200	40.5	29.5	14.75	12.50
RAW14L42B21S	RGF19080CE16MP12	21.0	CF/CM/CU60D	1200	40.5	29.5	14.75	12.50
RAW14L42B21S	RGF19080CE16MP12	21.0	CF/CM64D	1225	41.5	31.0	15.25	12.75
RAW14L42B21S	RGF19100CE16MP12	21.0	CF/CM/CU42C	1225	40.5	30.5	14.75	12.50
RAW14L42B21S	RGF19100CE16MP12	21.0	CF/CM/CU42D	1325	41.0	31.5	14.50	12.50
RAW14L42B21S	RGF19100CE16MP12	21.0	CF/CM/CU48C	1325	41.0	31.5	14.50	12.50
RAW14L42B21S	RGF19100CE16MP12	21.0	CF/CM/CU48D	1225	40.5	30.5	14.75	12.50
RAW14L42B21S	RGF19100CE16MP12	21.0	CF/CM/CU60C	1200	40.5	29.5	14.75	12.50
RAW14L42B21S	RGF19100CE16MP12	21.0	CF/CM/CU60D	1200	40.5	29.5	14.75	12.50
RAW14L42B21S	RGF19100CE16MP12	21.0	CF/CM64D	1225	41.5	31.0	15.25	12.75
RAW14L42B21S	RGF19100CE20MP12	21.0	CF/CM/CU42C	1225	40.5	30.5	14.75	12.50
RAW14L42B21S	RGF19100CE20MP12	21.0	CF/CM/CU42D	1225	40.5	30.5	14.75	12.50
RAW14L42B21S	RGF19100CE20MP12	21.0	CF/CM/CU48C	1225	40.5	30.5	15.00	12.50
RAW14L42B21S	RGF19100CE20MP12	21.0	CF/CM/CU48D	1225	40.5	30.5	15.00	12.50
RAW14L42B21S	RGF19100CE20MP12	21.0	CF/CM/CU60C	1225	41.0	31.0	15.25	12.75
RAW14L42B21S	RGF19100CE20MP12	21.0	CF/CM/CU60D	1250	41.5	31.0	15.25	12.75
RAW14L42B21S	RGF19100CE20MP12	21.0	CF/CM64D	1225	41.5	31.0	15.25	12.75
RAW14L42B21S	RGF19120DE20MP12	24.5	CF/CM/CU42D	1250	40.5	31.0	15.25	12.75
RAW14L42B21S	RGF19120DE20MP12	24.5	CF/CM/CU48D	1250	41.0	31.0	15.25	12.75
RAW14L42B21S	RGF19120DE20MP12	24.5	CF/CM/CU60D	1225	41.0	31.0	15.25	12.75
RAW14L42B21S	RGF19120DE20MP12	24.5	CF/CM64D	1225	41.5	31.0	15.25	12.75
RAW14L42B21S	RGF29080CE16MP11	21.0	CF/CM/CU42C	1225	40.5	30.5	14.75	12.50
RAW14L42B21S	RGF29080CE16MP11	21.0	CF/CM/CU42D	1325	41.0	31.5	14.50	12.50
RAW14L42B21S	RGF29080CE16MP11	21.0	CF/CM/CU48C	1325	41.0	31.5	14.50	12.50
RAW14L42B21S	RGF29080CE16MP11	21.0	CF/CM/CU48D	1225	40.5	30.5	14.75	12.50
RAW14L42B21S	RGF29080CE16MP11	21.0	CF/CM/CU60C	1200	40.5	29.5	14.75	12.50
RAW14L42B21S	RGF29080CE16MP11	21.0	CF/CM/CU60D	1200	40.5	29.5	14.75	12.50
RAW14L42B21S	RGF29080CE16MP11	21.0	CF/CM64D	1225	41.5	31.0	15.25	12.75
RAW14L42B21S	RGF29100CE16MP11	21.0	CF/CM/CU42C	1225	40.5	30.5	14.75	12.50
RAW14L42B21S	RGF29100CE16MP11	21.0	CF/CM/CU42D	1325	41.0	31.5	14.50	12.50
RAW14L42B21S	RGF29100CE16MP11	21.0	CF/CM/CU48C	1325	41.0	31.5	14.50	12.50
RAW14L42B21S	RGF29100CE16MP11	21.0	CF/CM/CU48D	1225	40.5	30.5	14.75	12.50
RAW14L42B21S	RGF29100CE16MP11	21.0	CF/CM/CU60C	1200	40.5	29.5	14.75	12.50
RAW14L42B21S	RGF29100CE16MP11	21.0	CF/CM/CU60D	1200	40.5	29.5	14.75	12.50
RAW14L42B21S	RGF29100CE16MP11	21.0	CF/CM64D	1225	41.5	31.0	15.25	12.75
RAW14L42B21S	RGF29100CE20MP11	21.0	CF/CM/CU42C	1225	40.5	30.5	14.75	12.50
RAW14L42B21S	RGF29100CE20MP11	21.0	CF/CM/CU42D	1225	40.5	30.5	14.75	12.50
RAW14L42B21S	RGF29100CE20MP11	21.0	CF/CM/CU48C	1225	40.5	30.5	15.00	12.50
RAW14L42B21S	RGF29100CE20MP11	21.0	CF/CM/CU48D	1225	40.5	30.5	15.00	12.50

Continued on next page.

COOLING CAPACITY - With High Efficiency Motor Furnaces¹ (Continued)

UNIT MODEL	FURNACE		COIL MODEL ²	COOLING				
	MODEL	WIDTH		RATED CFM	NET MBH		SEER	EER
					TOTAL	SENS.		
RAW14L42B21S	RGF29100CE20MP11	21.0	CF/CM/CU60C	1225	41.0	31.0	15.25	12.75
RAW14L42B21S	RGF29100CE20MP11	21.0	CF/CM/CU60D	1250	41.5	31.0	15.25	12.75
RAW14L42B21S	RGF29100CE20MP11	21.0	CF/CM64D	1225	41.5	31.0	15.25	12.75
RAW14L42B21S	RGF29120DE20MP11	24.5	CF/CM/CU42D	1250	40.5	31.0	15.25	12.75
RAW14L42B21S	RGF29120DE20MP11	24.5	CF/CM/CU48D	1250	41.0	31.0	15.25	12.75
RAW14L42B21S	RGF29120DE20MP11	24.5	CF/CM/CU60D	1225	41.0	31.0	15.25	12.75
RAW14L42B21S	RGF29120DE20MP11	24.5	CF/CM64D	1225	41.5	31.0	15.25	12.75
RAW14L42B21S	RGF1L080BE12MP11	17.5	CF42B	1175	40.0	29.5	14.50	12.50
RAW14L42B21S	RGF1L080CE16MP11	21.0	CF/CM/CU42C	1200	40.0	29.5	14.75	12.50
RAW14L42B21S	RGF1L080CE16MP11	21.0	CF/CM/CU42D	1400	41.0	32.5	14.50	12.50
RAW14L42B21S	RGF1L080CE16MP11	21.0	CF/CM/CU48C	1400	41.0	32.5	14.50	12.50
RAW14L42B21S	RGF1L080CE16MP11	21.0	CF/CM/CU48D	1400	41.0	32.5	14.50	12.50
RAW14L42B21S	RGF1L080CE16MP11	21.0	CF/CM/CU60C	1200	40.5	30.0	15.00	12.50
RAW14L42B21S	RGF1L080CE16MP11	21.0	CF/CM/CU60D	1200	40.5	30.0	15.00	12.50
RAW14L42B21S	RGF1L080CE16MP11	21.0	CF/CM64D	1200	41.0	30.0	15.00	12.50
RAW14L42B21S	RGF1L100CE16MP11	21.0	CF/CM/CU42C	1200	40.0	29.5	14.75	12.50
RAW14L42B21S	RGF1L100CE16MP11	21.0	CF/CM/CU42D	1400	41.0	32.5	14.50	12.50
RAW14L42B21S	RGF1L100CE16MP11	21.0	CF/CM/CU48C	1400	41.0	32.5	14.50	12.50
RAW14L42B21S	RGF1L100CE16MP11	21.0	CF/CM/CU48D	1400	41.0	32.5	14.50	12.50
RAW14L42B21S	RGF1L100CE16MP11	21.0	CF/CM/CU60C	1200	40.5	30.0	15.00	12.50
RAW14L42B21S	RGF1L100CE16MP11	21.0	CF/CM/CU60D	1200	40.5	30.0	15.00	12.50
RAW14L42B21S	RGF1L100CE16MP11	21.0	CF/CM64D	1200	41.0	30.0	15.00	12.50
RAW14L42B21S	RGF1L100CE20MP11	21.0	CF/CM/CU42C	1400	41.0	32.5	14.50	12.50
RAW14L42B21S	RGF1L100CE20MP11	21.0	CF/CM/CU42D	1275	41.0	31.0	15.25	12.75
RAW14L42B21S	RGF1L100CE20MP11	21.0	CF/CM/CU48C	1275	41.0	31.0	15.00	12.50
RAW14L42B21S	RGF1L100CE20MP11	21.0	CF/CM/CU48D	1300	41.5	32.0	15.25	12.75
RAW14L42B21S	RGF1L100CE20MP11	21.0	CF/CM/CU60C	1275	41.5	31.5	15.25	12.75
RAW14L42B21S	RGF1L100CE20MP11	21.0	CF/CM/CU60D	1275	41.5	31.5	15.25	12.75
RAW14L42B21S	RGF1L100CE20MP11	21.0	CF/CM64D	1275	42.0	32.0	15.50	12.75
RAW14L42B21S	RGF1L120CE20MP11	21.0	CF/CM/CU42C	1400	41.0	32.5	14.50	12.50
RAW14L42B21S	RGF1L120CE20MP11	21.0	CF/CM/CU42D	1275	41.0	31.0	15.25	12.75
RAW14L42B21S	RGF1L120CE20MP11	21.0	CF/CM/CU48C	1275	41.0	31.0	15.00	12.50
RAW14L42B21S	RGF1L120CE20MP11	21.0	CF/CM/CU48D	1300	41.5	32.0	15.25	12.75
RAW14L42B21S	RGF1L120CE20MP11	21.0	CF/CM/CU60C	1275	41.5	31.5	15.25	12.75
RAW14L42B21S	RGF1L120CE20MP11	21.0	CF/CM/CU60D	1275	41.5	31.5	15.25	12.75
RAW14L42B21S	RGF1L120CE20MP11	21.0	CF/CM64D	1275	42.0	32.0	15.50	12.75
RAW14L48B21S	RGF2L080CE16MP11	21.0	CF/CM/CU48C	1400	48.0	35.0	15.25	12.50
RAW14L48B21S	RGF2L080CE16MP11	21.0	CF/CM/CU48D	1425	48.0	34.0	15.25	12.50
RAW14L48B21S	RGF2L080CE16MP11	21.0	CF/CM/CU60C	1400	48.0	34.5	15.25	12.50
RAW14L48B21S	RGF2L080CE16MP11	21.0	CF/CM/CU60D	1425	48.0	34.5	15.50	12.75
RAW14L48B21S	RGF2L080CE16MP11	21.0	CF/CM64D	1400	48.0	34.5	15.50	12.75
RAW14L48B21S	RGF2L100CE16MP11	21.0	CF/CM/CU48C	1400	48.0	35.0	15.25	12.50
RAW14L48B21S	RGF2L100CE16MP11	21.0	CF/CM/CU48D	1425	48.0	34.0	15.25	12.50
RAW14L48B21S	RGF2L100CE16MP11	21.0	CF/CM/CU60C	1400	48.0	34.5	15.25	12.50
RAW14L48B21S	RGF2L100CE16MP11	21.0	CF/CM/CU60D	1425	48.0	34.5	15.50	12.75
RAW14L48B21S	RGF2L100CE16MP11	21.0	CF/CM64D	1400	48.0	34.5	15.50	12.75
RAW14L48B21S	RGF2L100CE20MP11	21.0	CF/CM/CU48C	1425	48.0	34.5	15.50	12.75
RAW14L48B21S	RGF2L100CE20MP11	21.0	CF/CM/CU48D	1300	48.0	33.5	15.75	13.00
RAW14L48B21S	RGF2L100CE20MP11	21.0	CF/CM/CU60C	1450	48.0	35.5	15.50	12.75
RAW14L48B21S	RGF2L100CE20MP11	21.0	CF/CM/CU60D	1475	48.0	35.0	15.75	13.00
RAW14L48B21S	RGF2L100CE20MP11	21.0	CF/CM64D	1450	48.0	35.0	15.75	13.00

Continued on next page.

COOLING CAPACITY - With High Efficiency Motor Furnaces¹ (Continued)

UNIT MODEL	FURNACE		COIL MODEL ²	COOLING				
	MODEL	WIDTH		RATED CFM	NET MBH		SEER	EER
					TOTAL	SENS.		
RAW14L48B21S	RGF2L120CE20MP11	21.0	CF/CM/CU48C	1425	48.0	34.5	15.50	12.75
RAW14L48B21S	RGF2L120CE20MP11	21.0	CF/CM/CU48D	1300	48.0	33.5	15.75	13.00
RAW14L48B21S	RGF2L120CE20MP11	21.0	CF/CM/CU60C	1450	48.0	35.5	15.50	12.75
RAW14L48B21S	RGF2L120CE20MP11	21.0	CF/CM/CU60D	1475	48.0	35.0	15.75	13.00
RAW14L48B21S	RGF2L120CE20MP11	21.0	CF/CM64D	1450	48.0	35.0	15.75	13.00
RAW14L48B21S	RGF19080CE16MP12	21.0	CF/CM/CU48C	1325	48.0	33.5	15.00	12.50
RAW14L48B21S	RGF19080CE16MP12	21.0	CF/CM/CU48D	1350	48.0	33.5	15.00	12.50
RAW14L48B21S	RGF19080CE16MP12	21.0	CF/CM/CU60C	1325	48.0	34.0	15.25	12.50
RAW14L48B21S	RGF19080CE16MP12	21.0	CF/CM/CU60D	1325	48.0	34.0	15.25	12.50
RAW14L48B21S	RGF19080CE16MP12	21.0	CF/CM64D	1350	48.0	33.5	15.50	12.75
RAW14L48B21S	RGF19100CE16MP12	21.0	CF/CM/CU48C	1325	48.0	33.5	15.00	12.50
RAW14L48B21S	RGF19100CE16MP12	21.0	CF/CM/CU48D	1350	48.0	33.5	15.00	12.50
RAW14L48B21S	RGF19100CE16MP12	21.0	CF/CM/CU60C	1325	48.0	34.0	15.25	12.50
RAW14L48B21S	RGF19100CE16MP12	21.0	CF/CM/CU60D	1325	48.0	34.0	15.25	12.50
RAW14L48B21S	RGF19100CE16MP12	21.0	CF/CM64D	1350	48.0	33.5	15.50	12.75
RAW14L48B21S	RGF19100CE20MP12	21.0	CF/CM/CU48C	1400	48.0	35.0	15.25	12.50
RAW14L48B21S	RGF19100CE20MP12	21.0	CF/CM/CU48D	1425	48.0	34.5	15.50	12.75
RAW14L48B21S	RGF19100CE20MP12	21.0	CF/CM/CU60C	1400	48.0	34.5	15.50	12.75
RAW14L48B21S	RGF19100CE20MP12	21.0	CF/CM/CU60D	1450	48.0	35.5	15.50	12.75
RAW14L48B21S	RGF19100CE20MP12	21.0	CF/CM64D	1400	48.0	34.5	15.50	12.75
RAW14L48B21S	RGF19120DE20MP12	24.5	CF/CM/CU48D	1425	48.0	34.5	15.50	12.75
RAW14L48B21S	RGF19120DE20MP12	24.5	CF/CM/CU60D	1425	48.0	34.5	15.75	12.75
RAW14L48B21S	RGF19120DE20MP12	24.5	CF/CM64D	1400	48.0	34.5	15.75	12.75
RAW14L48B21S	RGF29080CE16MP11	21.0	CF/CM/CU48C	1325	48.0	33.5	15.00	12.50
RAW14L48B21S	RGF29080CE16MP11	21.0	CF/CM/CU48D	1350	48.0	33.5	15.00	12.50
RAW14L48B21S	RGF29080CE16MP11	21.0	CF/CM/CU60C	1325	48.0	34.0	15.25	12.50
RAW14L48B21S	RGF29080CE16MP11	21.0	CF/CM/CU60D	1325	48.0	34.0	15.25	12.50
RAW14L48B21S	RGF29080CE16MP11	21.0	CF/CM64D	1350	48.0	33.5	15.50	12.75
RAW14L48B21S	RGF29100CE16MP11	21.0	CF/CM/CU48C	1325	48.0	33.5	15.00	12.50
RAW14L48B21S	RGF29100CE16MP11	21.0	CF/CM/CU48D	1350	48.0	33.5	15.00	12.50
RAW14L48B21S	RGF29100CE16MP11	21.0	CF/CM/CU60C	1325	48.0	34.0	15.25	12.50
RAW14L48B21S	RGF29100CE16MP11	21.0	CF/CM/CU60D	1325	48.0	34.0	15.25	12.50
RAW14L48B21S	RGF29100CE16MP11	21.0	CF/CM64D	1350	48.0	33.5	15.50	12.75
RAW14L48B21S	RGF29100CE20MP11	21.0	CF/CM/CU48C	1400	48.0	35.0	15.25	12.50
RAW14L48B21S	RGF29100CE20MP11	21.0	CF/CM/CU48D	1425	48.0	34.5	15.50	12.75
RAW14L48B21S	RGF29100CE20MP11	21.0	CF/CM/CU60C	1400	48.0	34.5	15.50	12.75
RAW14L48B21S	RGF29100CE20MP11	21.0	CF/CM/CU60D	1450	48.0	35.5	15.50	12.75
RAW14L48B21S	RGF29100CE20MP11	21.0	CF/CM64D	1400	48.0	34.5	15.50	12.75
RAW14L48B21S	RGF29120DE20MP11	24.5	CF/CM/CU48D	1425	48.0	34.5	15.50	12.75
RAW14L48B21S	RGF29120DE20MP11	24.5	CF/CM/CU60D	1425	48.0	34.5	15.75	12.75
RAW14L48B21S	RGF29120DE20MP11	24.5	CF/CM64D	1400	48.0	34.5	15.75	12.75
RAW14L48B21S	RGF1L080CE16MP11	21.0	CF/CM/CU48C	1400	48.0	35.0	15.25	12.50
RAW14L48B21S	RGF1L080CE16MP11	21.0	CF/CM/CU48D	1425	48.0	34.0	15.25	12.50
RAW14L48B21S	RGF1L080CE16MP11	21.0	CF/CM/CU60C	1400	48.0	34.5	15.25	12.50
RAW14L48B21S	RGF1L080CE16MP11	21.0	CF/CM/CU60D	1425	48.0	34.5	15.50	12.75
RAW14L48B21S	RGF1L080CE16MP11	21.0	CF/CM64D	1400	48.0	34.5	15.50	12.75
RAW14L48B21S	RGF1L100CE16MP11	21.0	CF/CM/CU48C	1400	48.0	35.0	15.25	12.50
RAW14L48B21S	RGF1L100CE16MP11	21.0	CF/CM/CU48D	1425	48.0	34.0	15.25	12.50
RAW14L48B21S	RGF1L100CE16MP11	21.0	CF/CM/CU60C	1400	48.0	34.5	15.25	12.50
RAW14L48B21S	RGF1L100CE16MP11	21.0	CF/CM/CU60D	1425	48.0	34.5	15.50	12.75
RAW14L48B21S	RGF1L100CE16MP11	21.0	CF/CM64D	1400	48.0	34.5	15.50	12.75

Continued on next page.

COOLING CAPACITY - With High Efficiency Motor Furnaces¹ (Continued)

UNIT MODEL	FURNACE		COIL MODEL ²	COOLING				
	MODEL	WIDTH		RATED CFM	NET MBH		SEER	EER
					TOTAL	SENS.		
RAW14L48B21S	RGF1L100CE20MP11	21.0	CF/CM/CU48C	1425	48.0	34.5	15.50	12.75
RAW14L48B21S	RGF1L100CE20MP11	21.0	CF/CM/CU48D	1300	48.0	33.5	15.75	13.00
RAW14L48B21S	RGF1L100CE20MP11	21.0	CF/CM/CU60C	1450	48.0	35.5	15.50	12.75
RAW14L48B21S	RGF1L100CE20MP11	21.0	CF/CM/CU60D	1475	48.0	35.0	15.75	13.00
RAW14L48B21S	RGF1L100CE20MP11	21.0	CF/CM64D	1450	48.0	35.0	15.75	13.00
RAW14L48B21S	RGF1L120CE20MP11	21.0	CF/CM/CU48C	1425	48.0	34.5	15.50	12.75
RAW14L48B21S	RGF1L120CE20MP11	21.0	CF/CM/CU48D	1300	48.0	33.5	15.75	13.00
RAW14L48B21S	RGF1L120CE20MP11	21.0	CF/CM/CU60C	1450	48.0	35.5	15.50	12.75
RAW14L48B21S	RGF1L120CE20MP11	21.0	CF/CM/CU60D	1475	48.0	35.0	15.75	13.00
RAW14L48B21S	RGF1L120CE20MP11	21.0	CF/CM64D	1450	48.0	35.0	15.75	13.00
RAW14L60B21S	RGF2L100CE20MP11	21.0	CF/CM/CU60C	1625	56.0	40.0	14.25	12.00
RAW14L60B21S	RGF2L100CE20MP11	21.0	CF/CM/CU60D	1650	56.0	40.0	14.25	12.00
RAW14L60B21S	RGF2L100CE20MP11	21.0	CF/CM64D	1625	57.0	40.5	14.50	12.25
RAW14L60B21S	RGF2L120CE20MP11	21.0	CF/CM/CU60C	1625	56.0	40.0	14.25	12.00
RAW14L60B21S	RGF2L120CE20MP11	21.0	CF/CM/CU60D	1650	56.0	40.0	14.25	12.00
RAW14L60B21S	RGF2L120CE20MP11	21.0	CF/CM64D	1625	57.0	40.5	14.50	12.25
RAW14L60B21S	RGF19100CE20MP12	21.0	CF/CM/CU60D	1625	56.0	40.0	14.00	11.75
RAW14L60B21S	RGF19120DE20MP12	24.5	CF/CM/CU60D	1625	56.0	40.0	14.25	12.00
RAW14L60B21S	RGF29100CE20MP11	21.0	CF/CM/CU60D	1625	56.0	40.0	14.00	11.75
RAW14L60B21S	RGF29120DE20MP11	24.5	CF/CM/CU60D	1625	56.0	40.0	14.25	12.00
RAW14L60B21S	RGF1L100CE20MP11	21.0	CF/CM/CU60C	1625	56.0	40.0	14.25	12.00
RAW14L60B21S	RGF1L100CE20MP11	21.0	CF/CM/CU60D	1650	56.0	40.0	14.25	12.00
RAW14L60B21S	RGF1L100CE20MP11	21.0	CF/CM64D	1625	57.0	40.5	14.50	12.25
RAW14L60B21S	RGF1L120CE20MP11	21.0	CF/CM/CU60C	1625	56.0	40.0	14.25	12.00
RAW14L60B21S	RGF1L120CE20MP11	21.0	CF/CM/CU60D	1650	56.0	40.0	14.25	12.00
RAW14L60B21S	RGF1L120CE20MP11	21.0	CF/CM64D	1625	57.0	40.5	14.50	12.25

For rated condition information, see the footnotes below the System Capacity - Single Piece and Modular Air Handlers table.

- High Efficiency Motor Furnaces have B.O.D (Blower Off Delay) standard.
 - CM coils available with a factory installed horizontal drain pan. See price pages for specific model number.
- Furnaces that are listed individually in the above table, such as the RGF1L*P, RGF19*P, and RGF1L*E use Coil Only Ratings.

APPLICATIONS AND ACCESSORIES

Refer to Price Manual for specific model numbers.

Standard Application Limits*		
Maximum Lineset Equivalent Length	80 Ft	
Outdoor Ambient Temperature Limits		
Cooling Operation	Maximum DB	125°F
	Minimum DB	55°F

* For Low Ambient and/or Long Lineset Applications, please see the accessories listed below.

Non-Standard Lineset Applications - For installations with reduced diameter or long linesets, refer to the current version of the Piping Application Guide P/N 247077, available in the Application Bulletins section on www.upgnet.com.

OD Unit Anti Short Cycle Kit (10 Pack) S1-2TD08700124BK: A time delay that prevents rapid compressor restarting as a result of power interruption, limit switch operation, or thermostat resetting. Not required for HP models, or for AC models with factory electronic controls.

Standard Low Ambient Control Kit S1-2LA06700424: Allows the use of air conditioning at low outdoor ambient temperatures down to +20°F (-7°C). For use with all R-410A single stage AC & HP models.

Advanced Low Ambient Control Kit S1-2LA04701024: Contains the necessary components and controls to allow cooling operation down to -20°F (-29°C). For use with all R-410A single stage AC & HP models.

Low Pressure Switch Kit S1-2PS06700524: Provides field installed low pressure (loss of charge) protection. Not required for HP models, or for AC models with factory electronic controls.

High Ambient Condenser Fan Motor S1-FHM**HT:** Class F 70°C motor to allow cooling operation up to 160°F air entering the condenser. For use with all R-410A single stage AC & HP models containing R-410A refrigerant only.

Outdoor Communicating Board Kit (S1-33102952310): Electronic control upgrade for standard AC & HP units to provide compatibility with the Residential Touch Screen Communicating Control.

Start Assist Kit S1-2SA067**:** Provides increased compressor starting torque for areas with low supply voltage. Required for units with recip compressors when applied with indoor TXV, and for all units when applied with long linesets or low ambient kits. May be factory installed on select AC & HP units (see Physical & Electrical Table). See Price Pages or Source1 SmartSearch for the correct kit for each application.

Compressor Crankcase Heater Kit (S1-025-**-***):** A wrap-around electrical resistance heater that warms the compressor sump, reducing the chance of liquid slugging on startup. Required on all long lineset and low ambient applications. See Price Pages or Source1 SmartSearch for the correct part for each application.

Indoor Blower-Off Delay Kit S1-2FD06700224: Provides a 1-minute blower-off delay at the end of the cooling cycle. May be required for retrofits with non-Johnson Controls Unitary Products indoor units. This feature is factory-provided on all JCUP indoor products.

Support Feet S1-HPRKIT-:** Kit of 5 support feet to raise unit above snow or landscaping. Available in heights of 3", 6" or 12".

Anchor Bracket Kit S1-1HK0401: Firmly anchors unit to pad or support structure. When properly installed, approved for ground-mounted or roof-mounted applications.

Indoor TXV Kit S1-1TVM*:** Thermal expansion valves precisely meter refrigerant for optimum performance over a wide range of conditions. See System Charge Table, Price Pages, or Source1 Smart Search for TXV part number for each AC & HP model.

Wall Mount Kit (S1-ACB-):** Includes two brackets to allow outdoor unit to be securely mounted to a vertical wall. Mounting hardware is field sourced according to the specific application.

Winter Cover Kit S1-CCVRE**:** Custom fit winter cover protects AC condensing unit from debris during the off-season. Must be removed prior to unit operation. See Price Pages or Source1 SmartSearch for the correct cover for each application.

Cold Weather Charging Tent S1-CHGTENT01: Provides warm environment to accurately service AC & HP systems in ambient conditions 55°F (13°C) or colder.

Touch-up Paint S1-5130153**:** Color matched aerosol paint for touching up unit chassis and panels. See Price Pages or Source1 SmartSearch for the correct color for each application.

Compressor Sound Blanket S1-010-07xxx-000: A field installed dense foam cover that provides 2dBA sound level reduction. See Price Pages or Source1 SmartSearch for the correct blanket for each application.

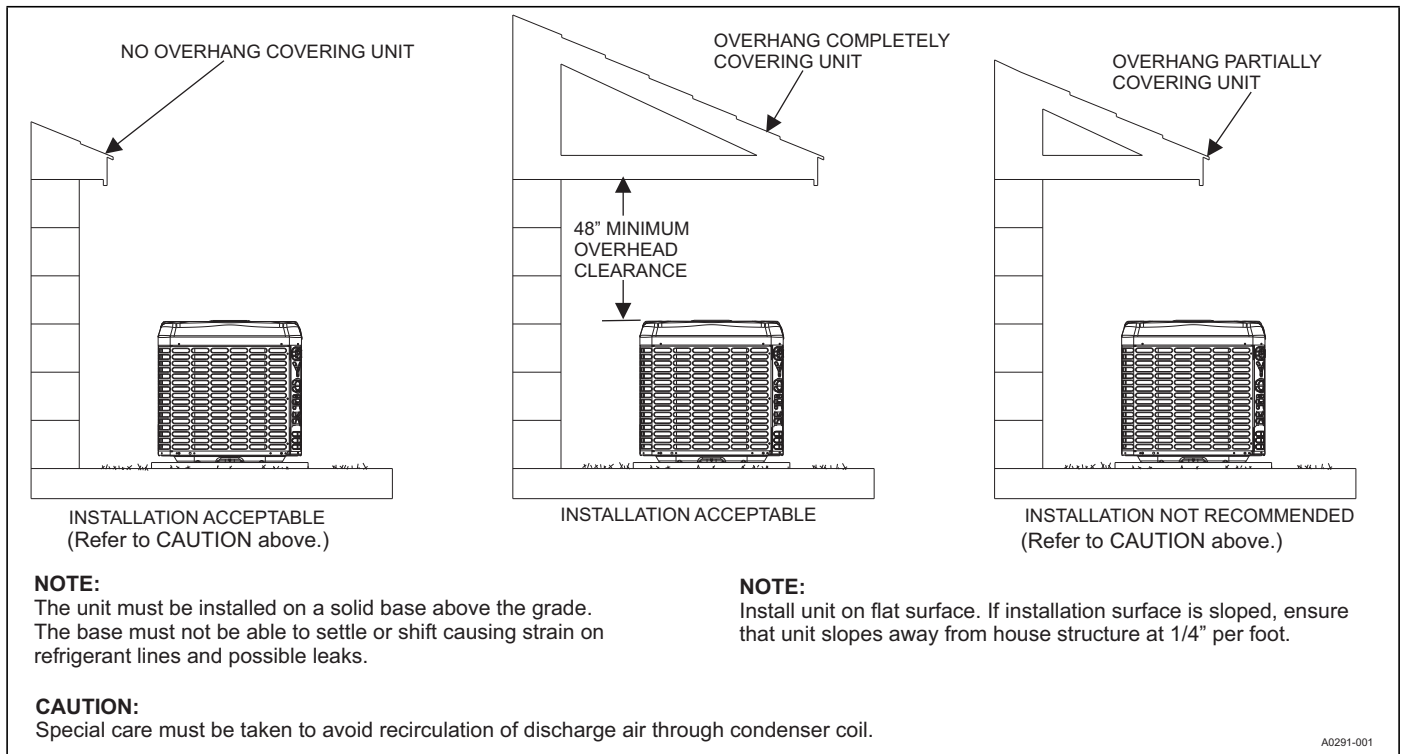
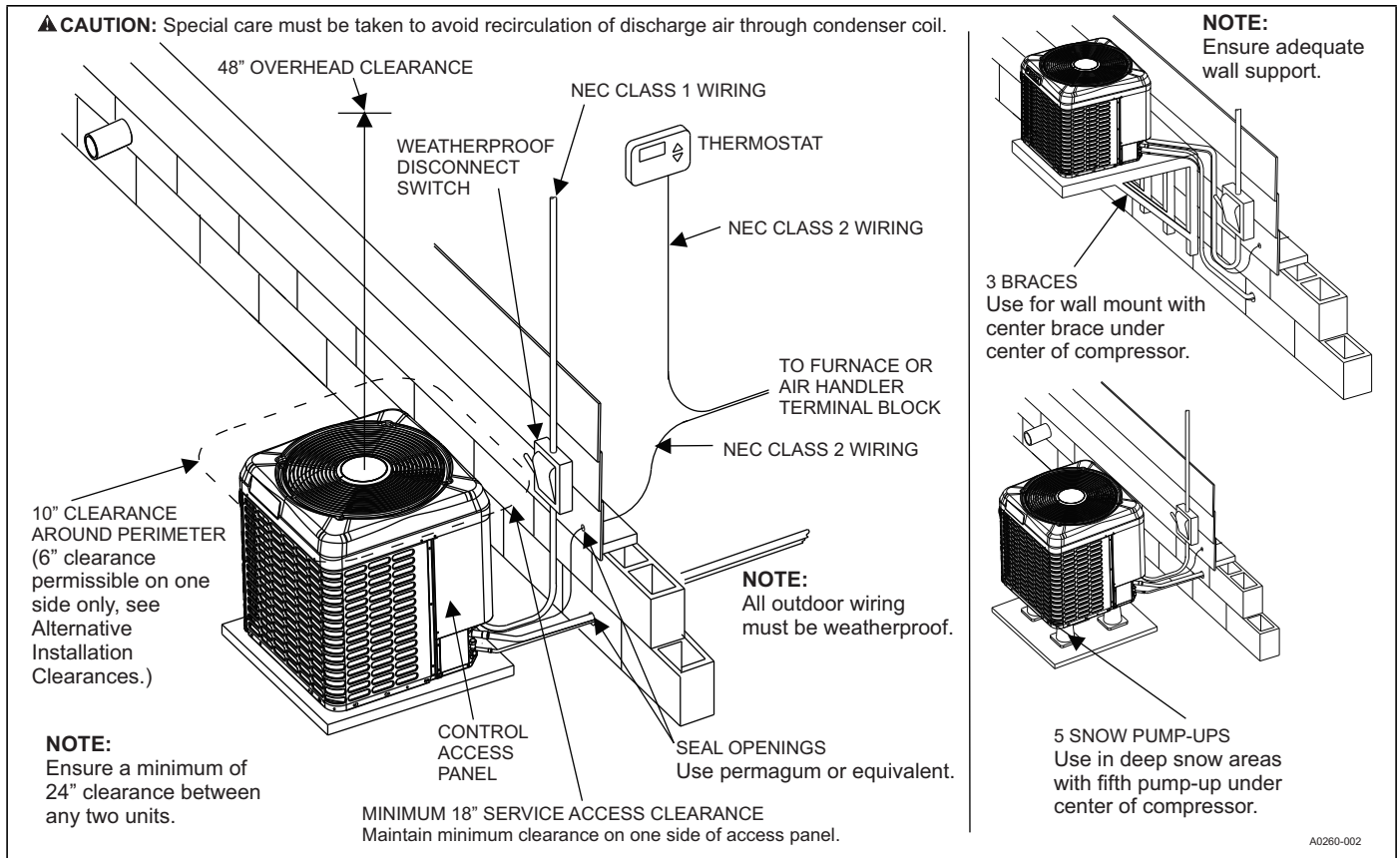
Thermostat - Compatible thermostat controls are available through accessory sourcing. For optimum performance, these outdoor units are fully compatible with our residential touch screen thermostat with proprietary (patent-pending) hexagon interface. For more information, see the thermostat section of the Product Equipment Catalog.

SOUND POWER RATINGS

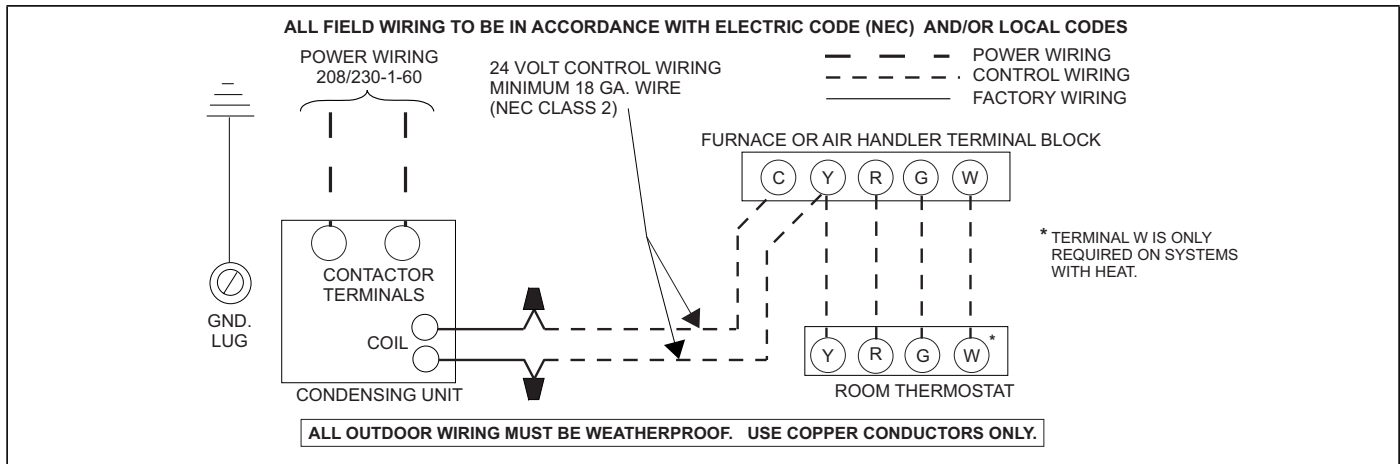
Cooling	Octave Band Sound Power Level (db re. 1-pW)									
	Model Number	63	125	250	500	1000	2000	4000	8000	dBA
RAW14L18B21S	70.8	67.1	62.1	65.4	63.8	66.7	56.1	55.8	70.0	19.0
RAW14L24B21S	68.8	71.9	66.4	70.0	68.3	63.5	59.2	56.1	72.0	19.0
RAW14L30B21S	68.9	71.6	67.4	70.8	67.2	66.2	59.3	60.5	73.0	19.2
RAW14L36B21S	71.6	76.2	68.5	69.5	67.1	62.6	57.7	57.0	72.0	19.1
RAW14L42B21S	70.3	72.5	71.7	72.3	69.7	65.9	61.8	58.4	74.0	19.1
RAW14L48B21S	68.6	76.8	71.4	71.4	70.9	63.8	60.9	58.7	75.0	19.0
RAW14L60B21S	72.9	73.3	71.3	74.3	70.7	66.5	64.5	64.4	76.0	19.2

Rated in accordance with ARI Standard 270.

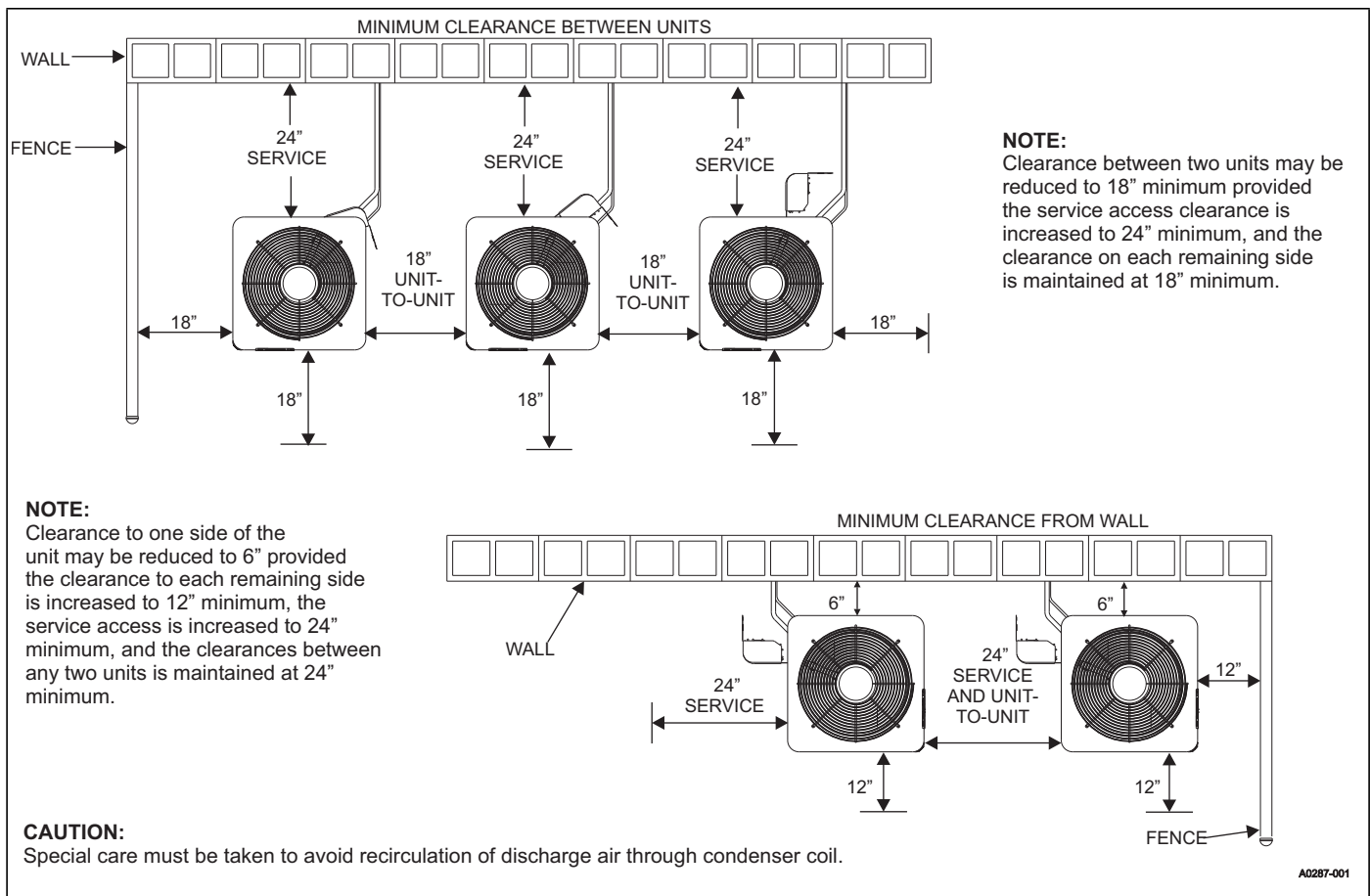
TYPICAL INSTALLATION



TYPICAL FIELD WIRING



ALTERNATIVE INSTALLATION CLEARANCES



PERFORMANCE DATA - 1.5 TON

CONDENSER-ONLY DATA (OUTDOOR UNIT)																		
MODEL	SATURATED SUCTION @ COMPRESSOR		Outdoor Ambient Temperature															
			55 °F		65 °F		75 °F		85 °F		95 °F		105 °F		115 °F		125 °F	
	T (°F)	P (PSIG)	MBH	KW	MBH	KW	MBH	KW	MBH	KW	MBH	KW	MBH	KW	MBH	KW	MBH	KW
RAW14L18 B21S	35	107	17.0	0.82	16.2	0.94	15.4	1.06	14.5	1.20	13.6	1.35	12.6	1.53	11.6	1.73	10.6	1.96
	40	118	18.8	0.80	17.9	0.92	17.0	1.05	16.0	1.18	15.0	1.33	14.0	1.51	12.9	1.72	11.8	1.95
	45	130	20.7	0.78	19.7	0.90	18.7	1.03	17.7	1.17	16.6	1.32	15.5	1.49	14.3	1.70	13.1	1.93
	50	142	22.8	0.76	21.7	0.88	20.6	1.01	19.5	1.15	18.3	1.30	17.1	1.48	15.8	1.68	14.5	1.90
	55	156	24.9	0.74	23.8	0.86	22.6	0.99	21.3	1.13	20.1	1.28	18.8	1.46	17.4	1.66	16.0	1.88

Notes:

1. For Outdoor Unit (Condenser) performance only. Data does not include the effects of air handler power or heat.
2. Performance based on 15°F subcooling and 15°F superheat at the Outdoor Unit base valves.
 - a. Increase capacity by 1% for each 2°F increase in subcooling.
 - b. Decrease capacity by 1% for each 2°F decrease in subcooling.
3. Maximum recommended condensing temperature is 140°F.

COOLING PERFORMANCE DATA																
OUTDOOR UNIT MODEL NO.		RAW14L18B21S														
INDOOR COIL MODEL NO.		CF18AXA1														
AIR TEMP. ENTERING OUTDOOR UNIT (°F)	ID CFM	450					600					750				
	ID DB (°F)	80	80	75	80	80	80	80	75	80	80	80	80	75	80	80
	ID WB (°F)	57	62	62	67	72	57	62	62	67	72	57	62	62	67	72
55	T.C.	16.0	18.2	18.3	20.3	22.0	17.4	19.1	19.3	21.1	22.6	18.7	20.0	20.2	21.8	23.3
	S.C.	14.6	13.7	11.9	12.0	9.6	16.5	15.8	13.5	13.4	10.4	18.5	17.9	15.1	14.8	11.2
	KW	0.97	0.96	0.95	0.94	0.94	1.02	1.01	1.00	1.00	1.00	1.06	1.06	1.05	1.05	1.05
65	T.C.	15.4	17.5	17.6	19.5	21.3	16.7	18.4	18.5	20.3	22.0	18.1	19.2	19.4	21.1	22.7
	S.C.	14.2	13.3	11.5	11.6	9.3	15.9	15.3	13.0	13.1	10.2	17.6	17.3	14.6	14.6	11.1
	KW	1.07	1.07	1.06	1.05	1.04	1.12	1.11	1.11	1.10	1.09	1.16	1.16	1.16	1.15	1.15
75	T.C.	14.8	16.8	16.9	18.7	20.6	16.1	17.6	17.7	19.6	21.4	17.5	18.4	18.5	20.4	22.2
	S.C.	13.9	12.8	11.1	11.2	9.0	15.4	14.8	12.6	12.8	10.0	16.8	16.7	14.1	14.4	11.0
	KW	1.17	1.17	1.16	1.15	1.14	1.22	1.22	1.21	1.20	1.19	1.26	1.26	1.26	1.25	1.24
85	T.C.	14.5	16.2	16.3	18.0	19.8	15.7	16.9	17.0	18.8	20.5	17.0	17.7	17.8	19.5	21.3
	S.C.	13.7	12.6	10.8	10.9	8.7	15.1	14.5	12.3	12.4	9.7	16.4	16.3	13.8	13.9	10.6
	KW	1.30	1.30	1.30	1.29	1.28	1.35	1.35	1.34	1.34	1.33	1.39	1.39	1.39	1.39	1.38
95	T.C.	14.2	15.6	15.7	17.4	19.0	15.3	16.2	16.4	18.0	19.7	16.5	16.9	17.1	18.6	20.3
	S.C.	13.6	12.4	10.6	10.6	8.5	14.8	14.1	12.1	12.0	9.4	15.9	15.8	13.6	13.4	10.3
	KW	1.43	1.43	1.43	1.43	1.41	1.48	1.48	1.48	1.48	1.46	1.53	1.53	1.53	1.52	1.51
105	T.C.	13.4	14.7	14.8	16.5	18.1	14.6	15.4	15.4	17.0	18.7	15.7	16.0	16.1	17.6	19.3
	S.C.	12.9	12.0	10.2	10.3	8.2	14.1	13.6	11.8	11.7	9.1	15.2	15.2	13.3	13.1	10.0
	KW	1.67	1.66	1.66	1.64	1.62	1.70	1.70	1.70	1.68	1.67	1.74	1.74	1.74	1.73	1.72
115	T.C.	12.7	13.9	13.9	15.6	17.2	13.9	14.6	14.5	16.1	17.7	15.0	15.2	15.1	16.6	18.3
	S.C.	12.3	11.7	9.8	10.0	7.9	13.4	13.1	11.4	11.4	8.8	14.6	14.6	13.0	12.9	9.6
	KW	1.90	1.88	1.88	1.85	1.82	1.92	1.91	1.91	1.89	1.87	1.94	1.94	1.94	1.93	1.92
125	T.C.	11.9	13.1	13.0	14.7	16.3	13.1	13.8	13.6	15.1	16.8	14.3	14.4	14.2	15.6	17.3
	S.C.	11.7	11.3	9.4	9.7	7.6	12.8	12.6	11.1	11.2	8.5	13.9	14.0	12.7	12.6	9.3
	KW	2.14	2.10	2.10	2.05	2.03	2.14	2.12	2.13	2.09	2.07	2.14	2.14	2.15	2.13	2.12

NOTE: ALL CAPACITIES INCLUDE INDOOR FAN HEAT. KW VALUES ARE FOR THE SYSTEM (OUTDOOR + INDOOR).

Green shaded cells are ACCA (TVA) conditions.

Blue shaded cells are AHRI conditions.

Multipliers for determining the performance with other indoor sections.

NOTE: For dry bulb temperatures different than those listed (between 73-87 °F), sensible capacity increases by 1060 BTUH per 1000 CFM per degree above the listed temperature and decreases by 1060 BTUH per 1000 CFM per degree below the listed temperature.

COIL MULTIPLIERS - 1.5 TON

Air Handler	Coil	T.C.	S.C.	KW
-	CF/CM/CU18A	1.00	1.00	1.00
-	CF/CM/CU18B	1.00	1.00	1.00
-	CF/CM/CU24A	1.00	1.00	1.00
-	CF/CM/CU24B	1.00	1.00	1.00
-	CF/CM/CU24C	1.00	1.00	1.00
-	CF/CM/CU30A	1.00	0.99	1.00
-	CF/CM/CU30B	1.00	0.99	1.00
-	CF/CM/CU30C	1.00	0.99	1.00
-	CF/CM/CU30D	1.00	0.99	1.00
-	CF/CM/CU36B	1.00	1.03	1.00
-	CF/CM/CU36C	1.00	1.03	1.00
-	CF/CM/CU36D	1.00	1.03	1.00
-	CF/CM36A	1.00	1.03	1.00
RFCX18BE06MP22	-	1.00	1.01	0.92
RFCX24BE08MP22	-	1.00	1.00	0.92
RFCX30BE10MP22	-	1.00	1.02	0.92
RFCX36BE12MP22	-	1.00	1.00	0.96
RFCX36CE12MP22	-	1.00	1.01	0.94
RFCX18BP06MP22	-	1.00	1.01	0.98
RFCX24BP08MP22	-	1.00	1.00	1.00
RFCX30BP10MP22	-	1.00	1.03	1.00
RFCX18BE06MP22	-	1.00	1.01	0.92
RFCX18BE06MP22	-	1.00	1.01	0.92
RFCX18BE06MP22	-	1.00	1.00	0.92
ME08BN21	CF/CM18B	1.00	1.01	0.92
ME08BN21	CF/CM24B	1.00	1.02	0.92
ME08BN21	CF/CM30B	1.00	1.00	0.92
ME08BN21	CF/CM36B	1.00	1.03	0.92
ME12BN21	CF/CM18B	1.00	1.01	0.98
ME12BN21	CF/CM24B	1.00	1.03	0.98
ME12BN21	CF/CM30B	1.00	1.02	0.96
ME12BN21	CF/CM36B	1.00	1.04	0.94

FURNACE MULTIPLIERS - 1.5 TON

Furnaces	Coil	T.C.	S.C.	KW
RGF2L060AE12MP11	CF/CM/CU18A	1.00	1.00	0.96
RGF2L060AE12MP11	CF/CM/CU24A	1.00	1.01	0.94
RGF2L060AE12MP11	CF/CM/CU30A	1.00	1.03	0.92
RGF2L060AE12MP11	CF/CM36A	1.00	1.03	0.92
RGF2L080BE12MP11	CF/CM/CU18B	1.00	1.01	0.94
RGF2L080BE12MP11	CF/CM/CU24B	1.00	1.01	0.94
RGF2L080BE12MP11	CF/CM/CU30B	1.00	0.99	0.92
RGF2L080BE12MP11	CF/CM/CU36B	1.00	1.03	0.92
RGF2L080CE16MP11	CF/CM/CU24C	1.00	1.00	0.96
RGF2L080CE16MP11	CF/CM/CU30C	1.00	1.00	0.94
RGF2L080CE16MP11	CF/CM/CU30D	1.00	1.03	0.92
RGF2L080CE16MP11	CF/CM/CU36C	1.00	1.03	0.92
RGF2L080CE16MP11	CF/CM/CU36D	1.00	1.02	0.92
RGF2L100CE16MP11	CF/CM/CU24C	1.00	1.00	0.96
RGF2L100CE16MP11	CF/CM/CU30C	1.00	1.00	0.94
RGF2L100CE16MP11	CF/CM/CU30D	1.00	1.03	0.92
RGF2L100CE16MP11	CF/CM/CU36C	1.00	1.03	0.92
RGF2L100CE16MP11	CF/CM/CU36D	1.00	1.02	0.92
RGF19060BE12MP12	CF/CM/CU18B	1.00	1.01	0.96
RGF19060BE12MP12	CF/CM/CU24B	1.00	1.00	0.96
RGF19060BE12MP12	CF/CM/CU30B	1.00	1.00	0.94
RGF19060BE12MP12	CF/CM/CU36B	1.00	1.03	0.92
RGF19080BE12MP12	CF/CM/CU18B	1.00	1.01	0.96
RGF19080BE12MP12	CF/CM/CU24B	1.00	1.00	0.96
RGF19080BE12MP12	CF/CM/CU30B	1.00	1.00	0.94
RGF19080BE12MP12	CF/CM/CU36B	1.00	1.03	0.92
RGF19080CE16MP12	CF/CM/CU24C	1.00	1.01	0.92
RGF19080CE16MP12	CF/CM/CU30C	1.00	1.00	0.92
RGF19080CE16MP12	CF/CM/CU30D	1.00	1.00	0.92
RGF19080CE16MP12	CF/CM/CU36C	1.00	1.03	0.92
RGF19080CE16MP12	CF/CM/CU36D	1.00	1.03	0.92
RGF19100CE16MP12	CF/CM/CU24C	1.00	1.01	0.92
RGF19100CE16MP12	CF/CM/CU30C	1.00	1.00	0.92
RGF19100CE16MP12	CF/CM/CU30D	1.00	1.00	0.92
RGF19100CE16MP12	CF/CM/CU36C	1.00	1.03	0.92
RGF19100CE16MP12	CF/CM/CU36D	1.00	1.03	0.92
RGF19100CE20MP11	CF/CM/CU24C	1.00	1.03	1.00
RGF19100CE20MP11	CF/CM/CU30C	1.00	1.02	0.98
RGF19100CE20MP11	CF/CM/CU30D	1.00	1.03	0.98
RGF19100CE20MP11	CF/CM/CU36C	1.00	1.01	0.98
RGF19100CE20MP11	CF/CM/CU36D	1.00	1.04	0.98
RGF19120DE20MP11	CF/CM/CU30D	1.00	0.99	0.98
RGF19120DE20MP11	CF/CM/CU36D	1.00	1.02	0.98
RGF29060BE12MP11	CF/CM/CU18B	1.00	1.01	0.96
RGF29060BE12MP11	CF/CM/CU24B	1.00	1.00	0.96
RGF29060BE12MP11	CF/CM/CU30B	1.00	1.00	0.94
RGF29060BE12MP11	CF/CM/CU36B	1.00	1.03	0.92
RGF29080BE12MP11	CF/CM/CU18B	1.00	1.01	0.96
RGF29080BE12MP11	CF/CM/CU24B	1.00	1.00	0.96
RGF29080BE12MP11	CF/CM/CU30B	1.00	1.00	0.94
RGF29080BE12MP11	CF/CM/CU36B	1.00	1.03	0.92
RGF29080CE16MP11	CF/CM/CU24C	1.00	1.01	0.92
RGF29080CE16MP11	CF/CM/CU30C	1.00	1.00	0.92
RGF29080CE16MP11	CF/CM/CU30D	1.00	1.00	0.92
RGF29080CE16MP11	CF/CM/CU36C	1.00	1.03	0.92

FURNACE MULTIPLIERS - 1.5 TON (Continued)

Furnaces	Coil	T.C.	S.C.	KW
RGF29080CE16MP11	CF/CM/CU36D	1.00	1.03	0.92
RGF29100CE16MP11	CF/CM/CU24C	1.00	1.01	0.92
RGF29100CE16MP11	CF/CM/CU30C	1.00	1.00	0.92
RGF29100CE16MP11	CF/CM/CU30D	1.00	1.00	0.92
RGF29100CE16MP11	CF/CM/CU36C	1.00	1.03	0.92
RGF29100CE16MP11	CF/CM/CU36D	1.00	1.03	0.92
RGF29100CE20MP11	CF/CM/CU24C	1.00	1.03	1.00
RGF29100CE20MP11	CF/CM/CU30C	1.00	1.02	0.98
RGF29100CE20MP11	CF/CM/CU30D	1.00	1.03	0.98
RGF29100CE20MP11	CF/CM/CU36C	1.00	1.01	0.98
RGF29100CE20MP11	CF/CM/CU36D	1.00	1.04	0.98
RGF29120DE20MP11	CF/CM/CU30D	1.00	0.99	0.98
RGF29120DE20MP11	CF/CM/CU36D	1.00	1.02	0.98
RGF1L060AE12MP11	CF/CM/CU18A	1.00	1.00	0.96
RGF1L060AE12MP11	CF/CM/CU24A	1.00	1.01	0.94
RGF1L060AE12MP11	CF/CM/CU30A	1.00	1.03	0.92
RGF1L060AE12MP11	CF/CM36A	1.00	1.03	0.92

FURNACE MULTIPLIERS - 1.5 TON (Continued)

Furnaces	Coil	T.C.	S.C.	KW
RGF1L080BE12MP11	CF/CM/CU18B	1.00	1.01	0.94
RGF1L080BE12MP11	CF/CM/CU24B	1.00	1.01	0.94
RGF1L080BE12MP11	CF/CM/CU30B	1.00	0.99	0.92
RGF1L080BE12MP11	CF/CM/CU36B	1.00	1.03	0.92
RGF1L080CE16MP11	CF/CM/CU24C	1.00	1.00	0.96
RGF1L080CE16MP11	CF/CM/CU30C	1.00	1.00	0.94
RGF1L080CE16MP11	CF/CM/CU30D	1.00	1.03	0.92
RGF1L080CE16MP11	CF/CM/CU36C	1.00	1.03	0.92
RGF1L080CE16MP11	CF/CM/CU36D	1.00	1.02	0.92
RGF1L100CE16MP11	CF/CM/CU24C	1.00	1.00	0.96
RGF1L100CE16MP11	CF/CM/CU30C	1.00	1.00	0.94
RGF1L100CE16MP11	CF/CM/CU30D	1.00	1.03	0.92
RGF1L100CE16MP11	CF/CM/CU36C	1.00	1.03	0.92
RGF1L100CE16MP11	CF/CM/CU36D	1.00	1.02	0.92

PERFORMANCE DATA - 2 TON

CONDENSER-ONLY DATA (OUTDOOR UNIT)																		
MODEL	SATURATED SUCTION @ COMPRESSOR		Outdoor Ambient Temperature															
			55 °F		65 °F		75 °F		85 °F		95 °F		105 °F		115 °F		125 °F	
	T (°F)	P (PSIG)	MBH	KW	MBH	KW	MBH	KW	MBH	KW	MBH	KW	MBH	KW	MBH	KW	MBH	KW
RAW14L24 B21S	35	107	23.4	1.10	22.2	1.25	21.1	1.41	19.9	1.59	18.6	1.80	17.3	2.04	15.9	2.33	14.5	2.67
	40	118	25.8	1.08	24.5	1.24	23.3	1.40	22.0	1.58	20.7	1.78	19.2	2.02	17.7	2.31	16.2	2.63
	45	130	28.3	1.06	27.0	1.22	25.7	1.38	24.3	1.56	22.8	1.76	21.3	2.00	19.7	2.28	17.9	2.60
	50	142	31.1	1.04	29.7	1.20	28.2	1.37	26.7	1.55	25.1	1.74	23.4	1.98	21.7	2.26	19.9	2.57
	55	156	34.0	1.01	32.5	1.18	30.9	1.35	29.2	1.53	27.5	1.73	25.7	1.96	23.9	2.24	21.9	2.54

Notes:

- For Outdoor Unit (Condenser) performance only. Data does not include the effects of air handler power or heat.
- Performance based on 15°F subcooling and 15°F superheat at the Outdoor Unit base valves.
 - Increase capacity by 1% for each 2°F increase in subcooling.
 - Decrease capacity by 1% for each 2°F decrease in subcooling.
- Maximum recommended condensing temperature is 140°F.

COOLING PERFORMANCE DATA																
OUTDOOR UNIT MODEL NO.		RAW14L24B21S														
INDOOR COIL MODEL NO.		CF24AXA1														
AIR TEMP. ENTERING OUTDOOR UNIT (°F)	ID CFM	600					800					1000				
	ID DB (°F)	80	80	75	80	80	80	80	75	80	80	80	80	75	80	80
	ID WB (°F)	57	62	62	67	72	57	62	62	67	72	57	62	62	67	72
55	T.C.	22.1	24.3	24.5	26.6	28.5	23.8	25.3	25.4	27.5	28.9	25.4	26.4	26.4	28.4	29.4
	S.C.	21.7	19.3	16.5	16.3	13.0	23.7	21.8	18.5	18.0	13.8	25.4	24.4	20.5	19.6	14.5
	KW	1.27	1.26	1.26	1.25	1.24	1.33	1.33	1.33	1.32	1.32	1.39	1.39	1.39	1.39	1.39
65	T.C.	21.3	23.0	23.7	25.9	28.0	23.0	24.2	24.6	26.8	28.6	24.7	25.5	25.5	27.7	29.3
	S.C.	20.9	19.2	15.9	15.8	12.8	22.8	21.5	18.0	17.7	13.8	24.7	23.9	20.1	19.6	14.8
	KW	1.41	1.41	1.40	1.39	1.38	1.47	1.47	1.46	1.46	1.45	1.53	1.53	1.53	1.53	1.52
75	T.C.	20.4	21.6	22.8	25.2	27.6	22.2	23.1	23.8	26.1	28.4	24.0	24.6	24.7	27.0	29.2
	S.C.	20.1	19.1	15.3	15.3	12.5	22.0	21.2	17.6	17.5	13.8	24.0	23.4	19.8	19.7	15.0
	KW	1.55	1.57	1.53	1.52	1.52	1.61	1.62	1.60	1.59	1.58	1.67	1.68	1.66	1.66	1.65
85	T.C.	19.7	20.5	21.9	24.2	26.4	21.4	22.0	22.7	25.0	27.2	23.2	23.6	23.6	25.9	28.1
	S.C.	19.4	19.0	15.0	15.0	12.1	21.3	20.9	17.2	17.2	13.4	23.1	22.9	19.3	19.3	14.7
	KW	1.74	1.79	1.72	1.71	1.70	1.80	1.83	1.79	1.78	1.77	1.86	1.87	1.86	1.85	1.83
95	T.C.	19.0	19.3	20.9	23.2	25.2	20.7	20.9	21.7	24.0	26.1	22.3	22.5	22.5	24.8	27.0
	S.C.	18.8	18.9	14.6	14.6	11.7	20.5	20.6	16.7	16.8	13.0	22.3	22.4	18.9	19.0	14.3
	KW	1.93	2.02	1.92	1.90	1.89	1.99	2.04	1.98	1.97	1.95	2.04	2.06	2.05	2.03	2.01
105	T.C.	18.1	18.6	19.5	21.7	23.2	19.6	19.9	20.3	22.4	24.3	21.1	21.2	21.0	23.1	25.3
	S.C.	17.8	17.7	14.0	14.0	11.5	19.4	19.4	16.0	16.1	12.6	21.0	21.2	18.0	18.2	13.7
	KW	2.31	2.38	2.33	2.27	2.23	2.35	2.39	2.36	2.32	2.29	2.39	2.39	2.40	2.37	2.34
115	T.C.	17.1	17.8	18.1	20.2	21.3	18.5	18.9	18.9	20.9	22.5	19.9	19.9	19.6	21.5	23.7
	S.C.	16.9	16.6	13.4	13.4	11.2	18.4	18.3	15.3	15.5	12.2	19.8	19.9	17.2	17.5	13.1
	KW	2.67	2.73	2.73	2.63	2.57	2.70	2.72	2.73	2.67	2.61	2.73	2.71	2.74	2.71	2.66
125	T.C.	16.2	17.1	16.8	18.7	19.4	17.4	17.9	17.5	19.3	20.8	18.6	18.6	18.1	19.9	22.1
	S.C.	16.0	15.4	12.7	12.8	10.9	17.4	17.2	14.6	14.8	11.7	18.6	18.6	16.4	16.7	12.5
	KW	3.03	3.07	3.12	2.99	2.91	3.05	3.05	3.10	3.01	2.94	3.06	3.04	3.09	3.04	2.98

NOTE: ALL CAPACITIES INCLUDE INDOOR FAN HEAT. KW VALUES ARE FOR THE SYSTEM (OUTDOOR + INDOOR).

Green shaded cells are ACCA (TVA) conditions.

Blue shaded cells are AHRI conditions.

Multipliers for determining the performance with other indoor sections.

NOTE: For dry bulb temperatures different than those listed (between 73-87 °F), sensible capacity increases by 1060 BTUH per 1000 CFM per degree above the listed temperature and decreases by 1060 BTUH per 1000 CFM per degree below the listed temperature.

COIL MULTIPLIERS - 2 TON

Air Handler	Coil	T.C.	S.C.	KW
-	CF/CM/CU24A	1.00	1.00	1.00
-	CF/CM/CU24B	1.00	1.00	1.00
-	CF/CM/CU24C	1.00	1.00	1.00
-	CF/CM/CU30A	1.00	1.00	1.00
-	CF/CM/CU30B	1.00	1.00	1.00
-	CF/CM/CU30C	1.00	1.00	1.00
-	CF/CM/CU30D	1.00	1.00	1.00
-	CF/CM/CU36B	1.00	0.98	1.00
-	CF/CM/CU36C	1.00	0.98	1.00
-	CF/CM/CU36D	1.00	0.98	1.00
-	CF/CM/CU42C	1.00	1.00	1.00
-	CF/CM/CU42D	1.00	1.00	1.00
-	CF/CM36A	1.00	0.98	1.00
-	CF42B	1.00	1.00	1.00
RFCX24BE08MP22	-	1.00	1.00	0.92
RFCX30BE10MP22	-	1.00	1.00	0.92
RFCX36BE12MP22	-	1.00	1.00	0.92
RFCX36CE12MP22	-	1.00	1.00	0.92
RFCX24BP08MP22	-	1.00	1.00	1.00

COIL MULTIPLIERS - 2 TON

RFCX30BP10MP22	-	1.00	0.99	0.98
RFCX36BP12MP22	-	1.00	1.04	1.00
RFCX36CP12MP22	-	1.00	1.01	0.98
RFCX18BE06MP22	-	1.00	0.98	0.94
RFCX18BE06MP22	-	1.00	0.99	0.92
RFCX18BE06MP22	-	1.00	0.99	0.92
RFCX18BE06MP22	-	1.00	1.00	0.92
ME08BN21	CF/CM24B	1.00	1.00	0.92
ME08BN21	CF/CM30B	1.00	1.01	0.92
ME08BN21	CF/CM36B	1.00	0.99	0.92
ME08BN21	CF42B	1.00	1.00	0.92
ME12BN21	CF/CM24B	1.00	1.00	0.94
ME12BN21	CF/CM30B	1.00	1.00	0.92
ME12BN21	CF/CM36B	1.00	0.99	0.92
ME12BN21	CF42B	1.00	1.00	0.92
ME14DN21	CF/CM30D	1.00	1.00	0.94
ME14DN21	CF/CM36D	1.00	0.99	0.94
ME14DN21	CF/CM42D	1.00	1.00	0.94
ME16CN21	CF/CM24C	1.00	1.04	0.98

FURNACE MULTIPLIERS - 2 TON

Furnaces	Coil	T.C.	S.C.	KW
RGF2L060AE12MP11	CF/CM/CU24A	1.00	1.00	0.94
RGF2L060AE12MP11	CF/CM/CU30A	1.00	1.00	0.92
RGF2L060AE12MP11	CF/CM/36A	1.00	0.99	0.92
RGF2L080BE12MP11	CF/CM/CU24B	1.00	1.00	0.94
RGF2L080BE12MP11	CF/CM/CU30B	1.00	1.00	0.92
RGF2L080BE12MP11	CF/CM/CU36B	1.00	0.99	0.92
RGF2L080BE12MP11	CF42B	1.00	1.00	0.92
RGF2L080CE16MP11	CF/CM/CU24C	1.00	1.00	0.92
RGF2L080CE16MP11	CF/CM/CU30C	1.00	1.00	0.92
RGF2L080CE16MP11	CF/CM/CU30D	1.00	1.00	0.92
RGF2L080CE16MP11	CF/CM/CU36C	1.00	0.99	0.92
RGF2L080CE16MP11	CF/CM/CU36D	1.00	0.99	0.92
RGF2L080CE16MP11	CF/CM/CU42C	1.00	1.00	0.92
RGF2L080CE16MP11	CF/CM/CU42D	1.00	1.00	0.92
RGF2L100CE16MP11	CF/CM/CU24C	1.00	1.00	0.92
RGF2L100CE16MP11	CF/CM/CU30C	1.00	1.00	0.92
RGF2L100CE16MP11	CF/CM/CU30D	1.00	1.00	0.92
RGF2L100CE16MP11	CF/CM/CU36C	1.00	0.99	0.92
RGF2L100CE16MP11	CF/CM/CU36D	1.00	0.99	0.92
RGF2L100CE16MP11	CF/CM/CU42C	1.00	1.00	0.92
RGF2L100CE16MP11	CF/CM/CU42D	1.00	1.00	0.92
RGF2L100CE20MP11	CF/CM/CU30C	1.00	1.00	0.98
RGF2L100CE20MP11	CF/CM/CU30D	1.00	1.01	0.98
RGF2L100CE20MP11	CF/CM/CU36C	1.00	1.00	0.96
RGF2L100CE20MP11	CF/CM/CU36D	1.00	1.00	0.96
RGF2L100CE20MP11	CF/CM/CU42C	1.00	1.00	0.96
RGF2L100CE20MP11	CF/CM/CU42D	1.00	1.00	0.96
RGF2L120CE20MP11	CF/CM/CU30C	1.00	1.00	0.98
RGF2L120CE20MP11	CF/CM/CU30D	1.00	1.01	0.98
RGF2L120CE20MP11	CF/CM/CU36C	1.00	1.00	0.96
RGF2L120CE20MP11	CF/CM/CU36D	1.00	1.00	0.96
RGF2L120CE20MP11	CF/CM/CU42C	1.00	1.00	0.96
RGF2L120CE20MP11	CF/CM/CU42D	1.00	1.00	0.96
RGF19060BE12MP12	CF/CM/CU24B	1.00	0.98	0.94
RGF19060BE12MP12	CF/CM/CU30B	1.00	0.98	0.92
RGF19060BE12MP12	CF/CM/CU36B	1.00	0.98	0.92
RGF19060BE12MP12	CF42B	1.00	0.98	0.92
RGF19080BE12MP12	CF/CM/CU24B	1.00	0.98	0.94
RGF19080BE12MP12	CF/CM/CU30B	1.00	0.98	0.92
RGF19080BE12MP12	CF/CM/CU36B	1.00	0.98	0.92
RGF19080BE12MP12	CF42B	1.00	0.98	0.92
RGF19080CE16MP12	CF/CM/CU24C	1.00	0.98	0.92
RGF19080CE16MP12	CF/CM/CU30C	1.00	0.98	0.92
RGF19080CE16MP12	CF/CM/CU30D	1.00	0.99	0.92
RGF19080CE16MP12	CF/CM/CU36C	1.00	0.98	0.92
RGF19080CE16MP12	CF/CM/CU36D	1.00	0.99	0.92
RGF19080CE16MP12	CF/CM/CU42C	1.00	0.98	0.92
RGF19080CE16MP12	CF/CM/CU42D	1.00	0.99	0.92
RGF19100CE16MP12	CF/CM/CU24C	1.00	0.98	0.92
RGF19100CE16MP12	CF/CM/CU30C	1.00	0.98	0.92
RGF19100CE16MP12	CF/CM/CU30D	1.00	0.99	0.92
RGF19100CE16MP12	CF/CM/CU36C	1.00	0.98	0.92
RGF19100CE16MP12	CF/CM/CU36D	1.00	0.99	0.92
RGF19100CE16MP12	CF/CM/CU42C	1.00	0.98	0.92
RGF19100CE16MP12	CF/CM/CU42D	1.00	0.99	0.92

FURNACE MULTIPLIERS - 2 TON (Continued)

Furnaces	Coil	T.C.	S.C.	KW
RGF19100CE20MP11	CF/CM/CU24C	1.00	1.01	0.96
RGF19100CE20MP11	CF/CM/CU30C	1.00	1.02	0.94
RGF19100CE20MP11	CF/CM/CU30D	1.00	1.02	0.94
RGF19100CE20MP11	CF/CM/CU36C	1.00	1.00	0.94
RGF19100CE20MP11	CF/CM/CU36D	1.00	1.00	0.94
RGF19100CE20MP11	CF/CM/CU42C	1.00	1.00	0.94
RGF19100CE20MP11	CF/CM/CU42D	1.00	1.00	0.94
RGF19120DE20MP11	CF/CM/CU30D	1.00	1.01	0.92
RGF19120DE20MP11	CF/CM/CU36D	1.00	0.99	0.92
RGF19120DE20MP11	CF/CM/CU42D	1.00	1.00	0.92
RGF29060BE12MP11	CF/CM/CU24B	1.00	0.98	0.94
RGF29060BE12MP11	CF/CM/CU30B	1.00	0.98	0.92
RGF29060BE12MP11	CF/CM/CU36B	1.00	0.98	0.92
RGF29060BE12MP11	CF42B	1.00	0.98	0.92
RGF29080BE12MP11	CF/CM/CU24B	1.00	0.98	0.94
RGF29080BE12MP11	CF/CM/CU30B	1.00	0.98	0.92
RGF29080BE12MP11	CF/CM/CU36B	1.00	0.98	0.92
RGF29080BE12MP11	CF42B	1.00	0.98	0.92
RGF29080CE16MP11	CF/CM/CU24C	1.00	0.98	0.92
RGF29080CE16MP11	CF/CM/CU30C	1.00	0.98	0.92
RGF29080CE16MP11	CF/CM/CU30D	1.00	0.99	0.92
RGF29080CE16MP11	CF/CM/CU36C	1.00	0.98	0.92
RGF29080CE16MP11	CF/CM/CU36D	1.00	0.99	0.92
RGF29080CE16MP11	CF/CM/CU42C	1.00	0.98	0.92
RGF29080CE16MP11	CF/CM/CU42D	1.00	0.99	0.92
RGF29100CE16MP11	CF/CM/CU24C	1.00	0.98	0.92
RGF29100CE16MP11	CF/CM/CU30C	1.00	0.98	0.92
RGF29100CE16MP11	CF/CM/CU30D	1.00	0.99	0.92
RGF29100CE16MP11	CF/CM/CU36C	1.00	0.98	0.92
RGF29100CE16MP11	CF/CM/CU36D	1.00	0.99	0.92
RGF29100CE16MP11	CF/CM/CU42C	1.00	0.98	0.92
RGF29100CE16MP11	CF/CM/CU42D	1.00	0.99	0.92
RGF29100CE20MP11	CF/CM/CU24C	1.00	1.01	0.96
RGF29100CE20MP11	CF/CM/CU30C	1.00	1.02	0.94
RGF29100CE20MP11	CF/CM/CU30D	1.00	1.02	0.94
RGF29100CE20MP11	CF/CM/CU36C	1.00	1.00	0.94
RGF29100CE20MP11	CF/CM/CU36D	1.00	1.00	0.94
RGF29100CE20MP11	CF/CM/CU42C	1.00	1.00	0.94
RGF29100CE20MP11	CF/CM/CU42D	1.00	1.00	0.94
RGF29120DE20MP11	CF/CM/CU30D	1.00	1.01	0.92
RGF29120DE20MP11	CF/CM/CU36D	1.00	0.99	0.92
RGF29120DE20MP11	CF/CM/CU42D	1.00	1.00	0.92
RGF1L060AE12MP11	CF/CM/CU24A	1.00	1.00	0.94
RGF1L060AE12MP11	CF/CM/CU30A	1.00	1.00	0.92
RGF1L060AE12MP11	CF/CM/36A	1.00	0.99	0.92
RGF1L080BE12MP11	CF/CM/CU24B	1.00	1.00	0.94
RGF1L080BE12MP11	CF/CM/CU30B	1.00	1.00	0.92
RGF1L080BE12MP11	CF/CM/CU36B	1.00	0.99	0.92
RGF1L080BE12MP11	CF42B	1.00	1.00	0.92
RGF1L080CE16MP11	CF/CM/CU24C	1.00	1.00	0.92
RGF1L080CE16MP11	CF/CM/CU30C	1.00	1.00	0.92
RGF1L080CE16MP11	CF/CM/CU30D	1.00	1.00	0.92
RGF1L080CE16MP11	CF/CM/CU36C	1.00	0.99	0.92
RGF1L080CE16MP11	CF/CM/CU36D	1.00	0.99	0.92
RGF1L080CE16MP11	CF/CM/CU42C	1.00	0.98	0.92
RGF1L080CE16MP11	CF/CM/CU42D	1.00	0.99	0.92

FURNACE MULTIPLIERS - 2 TON (Continued)

Furnaces	Coil	T.C.	S.C.	KW
RGF1L080CE16MP11	CF/CM/CU42D	1.00	1.00	0.92
RGF1L100CE16MP11	CF/CM/CU24C	1.00	1.00	0.92
RGF1L100CE16MP11	CF/CM/CU30C	1.00	1.00	0.92
RGF1L100CE16MP11	CF/CM/CU30D	1.00	1.00	0.92
RGF1L100CE16MP11	CF/CM/CU36C	1.00	0.99	0.92
RGF1L100CE16MP11	CF/CM/CU36D	1.00	0.99	0.92
RGF1L100CE16MP11	CF/CM/CU42C	1.00	1.00	0.92
RGF1L100CE16MP11	CF/CM/CU42D	1.00	1.00	0.92
RGF1L100CE20MP11	CF/CM/CU30C	1.00	1.00	0.98
RGF1L100CE20MP11	CF/CM/CU30D	1.00	1.01	0.98
RGF1L100CE20MP11	CF/CM/CU36C	1.00	1.00	0.96

FURNACE MULTIPLIERS - 2 TON (Continued)

Furnaces	Coil	T.C.	S.C.	KW
RGF1L100CE20MP11	CF/CM/CU36D	1.00	1.00	0.96
RGF1L100CE20MP11	CF/CM/CU42C	1.00	1.00	0.96
RGF1L100CE20MP11	CF/CM/CU42D	1.00	1.00	0.96
RGF1L120CE20MP11	CF/CM/CU30C	1.00	1.00	0.98
RGF1L120CE20MP11	CF/CM/CU30D	1.00	1.01	0.98
RGF1L120CE20MP11	CF/CM/CU36C	1.00	1.00	0.96
RGF1L120CE20MP11	CF/CM/CU36D	1.00	1.00	0.96
RGF1L120CE20MP11	CF/CM/CU42C	1.00	1.00	0.96
RGF1L120CE20MP11	CF/CM/CU42D	1.00	1.00	0.96

PERFORMANCE DATA - 2.5 TON

CONDENSER-ONLY DATA (OUTDOOR UNIT)																		
MODEL	SATURATED SUCTION @ COMPRESSOR		Outdoor Ambient Temperature															
			55 °F		65 °F		75 °F		85 °F		95 °F		105 °F		115 °F		125 °F	
	T (°F)	P (PSIG)	MBH	KW	MBH	KW	MBH	KW	MBH	KW	MBH	KW	MBH	KW	MBH	KW	MBH	KW
RAW14L30 B21S	35	107	26.5	1.33	25.2	1.50	23.8	1.69	22.5	1.89	21.1	2.12	19.6	2.38	18.1	2.69	16.5	3.04
	40	118	29.2	1.32	27.7	1.49	26.3	1.67	24.8	1.88	23.3	2.10	21.8	2.37	20.1	2.68	18.3	3.03
	45	130	32.1	1.31	30.5	1.48	29.0	1.66	27.4	1.86	25.7	2.09	24.0	2.35	22.2	2.67	20.3	3.01
	50	142	35.2	1.31	33.5	1.47	31.8	1.65	30.1	1.85	28.3	2.07	26.5	2.34	24.5	2.65	22.5	3.00
	55	156	38.5	1.30	36.7	1.46	34.9	1.64	33.0	1.83	31.1	2.05	29.1	2.32	27.0	2.63	24.8	2.98

Notes:

- For Outdoor Unit (Condenser) performance only. Data does not include the effects of air handler power or heat.
- Performance based on 15°F subcooling and 15°F superheat at the Outdoor Unit base valves.
 - Increase capacity by 1% for each 2°F increase in subcooling.
 - Decrease capacity by 1% for each 2°F decrease in subcooling.
- Maximum recommended condensing temperature is 140°F.

COOLING PERFORMANCE DATA																
OUTDOOR UNIT MODEL NO.		RAW14L30B21S														
INDOOR COIL MODEL NO.		CF30BXA1														
AIR TEMP. ENTERING OUTDOOR UNIT (°F)	ID CFM	800					1000					1200				
	ID DB (°F)	80	80	75	80	80	80	80	75	80	80	80	80	75	80	80
	ID WB (°F)	57	62	62	67	72	57	62	62	67	72	57	62	62	67	72
55	T.C.	27.0	29.0	29.1	30.9	32.5	28.1	29.3	29.4	31.2	32.5	29.1	29.7	29.7	31.5	32.5
	S.C.	26.8	23.6	20.4	19.5	15.5	27.8	25.0	21.4	20.2	15.7	28.7	26.3	22.3	20.9	16.0
	KW	1.56	1.56	1.56	1.57	1.58	1.63	1.64	1.63	1.64	1.65	1.70	1.71	1.71	1.71	1.73
65	T.C.	26.4	28.2	28.3	30.6	32.7	27.7	28.8	28.8	30.9	32.8	29.0	29.5	29.3	31.3	33.0
	S.C.	26.1	23.2	20.0	19.6	15.6	27.4	25.1	21.4	20.7	16.0	28.6	27.0	22.8	21.8	16.5
	KW	1.72	1.72	1.72	1.72	1.73	1.79	1.79	1.79	1.79	1.80	1.86	1.86	1.86	1.87	1.87
75	T.C.	25.7	27.3	27.4	30.3	32.9	27.3	28.3	28.2	30.7	33.2	28.9	29.3	28.9	31.1	33.5
	S.C.	25.4	22.9	19.6	19.7	15.7	26.9	25.3	21.5	21.2	16.3	28.4	27.6	23.4	22.7	17.0
	KW	1.88	1.88	1.88	1.88	1.88	1.95	1.95	1.95	1.95	1.95	2.02	2.02	2.02	2.02	2.02
85	T.C.	25.0	26.3	26.3	29.2	31.8	26.4	27.0	26.9	29.7	32.2	27.9	27.8	27.6	30.3	32.6
	S.C.	24.6	22.6	19.1	19.2	15.2	26.0	24.9	21.0	20.9	16.1	27.4	27.1	22.9	22.6	16.9
	KW	2.10	2.10	2.10	2.09	2.08	2.16	2.17	2.17	2.15	2.15	2.23	2.23	2.23	2.22	2.22
95	T.C.	24.2	25.3	25.2	28.1	30.8	25.6	25.8	25.7	28.8	31.2	26.9	26.2	26.2	29.5	31.7
	S.C.	23.8	22.4	18.5	18.6	14.8	25.1	24.5	20.5	20.6	15.8	26.4	26.2	22.5	22.6	16.8
	KW	2.31	2.32	2.32	2.30	2.28	2.37	2.38	2.38	2.36	2.35	2.43	2.44	2.44	2.42	2.42
105	T.C.	22.9	23.8	23.5	26.3	29.1	24.2	24.3	24.0	26.8	29.4	25.4	24.9	24.5	27.4	29.8
	S.C.	22.7	21.5	17.7	17.9	14.2	23.8	23.2	19.6	19.7	15.3	25.0	24.9	21.6	21.5	16.4
	KW	2.79	2.78	2.85	2.70	2.64	2.81	2.82	2.85	2.75	2.70	2.83	2.86	2.86	2.81	2.76
115	T.C.	21.7	22.2	21.8	24.5	27.4	22.9	22.9	22.3	24.9	27.7	24.0	23.5	22.8	25.4	28.0
	S.C.	21.6	20.7	16.8	17.3	13.7	22.6	22.0	18.8	18.9	14.8	23.6	23.4	20.7	20.5	15.9
	KW	3.26	3.23	3.36	3.08	2.98	3.23	3.25	3.31	3.14	3.04	3.21	3.26	3.26	3.19	3.10
125	T.C.	20.4	20.7	20.1	22.7	25.7	21.5	21.5	20.6	23.0	25.9	22.6	22.2	21.1	23.3	26.1
	S.C.	20.4	19.8	16.0	16.6	13.2	21.3	20.8	17.9	18.0	14.3	22.2	21.8	19.8	19.4	15.5
	KW	3.72	3.68	3.87	3.47	3.33	3.65	3.67	3.76	3.52	3.38	3.59	3.67	3.66	3.57	3.43

NOTE: ALL CAPACITIES INCLUDE INDOOR FAN HEAT. KW VALUES ARE FOR THE SYSTEM (OUTDOOR + INDOOR).

Green shaded cells are ACCA (TVA) conditions.

Blue shaded cells are AHRI conditions.

Multipliers for determining the performance with other indoor sections.

NOTE: For dry bulb temperatures different than those listed (between 73-87 °F), sensible capacity increases by 1060 BTUH per 1000 CFM per degree above the listed temperature and decreases by 1060 BTUH per 1000 CFM per degree below the listed temperature.

COIL MULTIPLIERS - 2.5 TON

Air Handler	Coil	T.C.	S.C.	KW
-	CF/CM/CU30B	1.00	1.00	1.00
-	CF/CM/CU30C	1.00	1.00	1.00
-	CF/CM/CU30D	1.00	1.00	1.00
-	CF/CM/CU36B	1.01	1.00	1.01
-	CF/CM/CU36C	1.01	1.00	1.01
-	CF/CM/CU36D	1.01	1.00	1.01
-	CF/CM/CU42C	1.01	1.00	1.01
-	CF/CM/CU42D	1.01	1.00	1.01
-	CF/CM36A	1.00	0.94	1.00
-	CF42B	1.01	1.00	1.01
RFCX30BE10MP22	-	1.02	1.02	1.00
RFCX36BE12MP22	-	1.03	1.03	0.99
RFCX36CE12MP22	-	1.04	1.03	0.98
RFCX30BP10MP22	-	1.02	1.00	1.02
RFCX36BP12MP22	-	1.01	1.00	1.01
RFCX36CP12MP22	-	1.01	1.00	1.01

COIL MULTIPLIERS - 2.5 TON

RFCX42CP14MP22	-	1.03	1.05	1.02
RFCX18BE06MP22	-	1.02	1.01	1.00
RFCX18BE06MP22	-	1.04	1.04	0.98
RFCX18BE06MP22	-	1.04	1.05	0.98
ME08BN21	CF/CM30B	1.01	0.99	0.97
ME08BN21	CF/CM36B	1.02	0.97	0.96
ME08BN21	CF42B	1.02	0.96	0.98
ME12BN21	CF/CM30B	0.99	0.92	0.95
ME12BN21	CF/CM36B	1.03	1.04	0.99
ME12BN21	CF42B	1.03	1.02	0.99
ME14DN21	CF/CM30D	1.04	1.06	0.98
ME14DN21	CF/CM36D	1.04	1.05	0.98
ME14DN21	CF/CM42D	1.04	1.02	0.98
ME16CN21	CF/CM30C	1.03	1.06	1.00
ME16CN21	CF/CM36C	1.04	1.07	1.02
ME16CN21	CF/CM42C	1.03	1.01	1.00

FURNACE MULTIPLIERS - 2.5 TON

Furnaces	Coil	T.C.	S.C.	KW
RGF2L060AE12MP11	CF/CM/CU30A	1.02	1.02	1.00
RGF2L060AE12MP11	CF/CM/36A	1.02	1.00	1.00
RGF2L080BE12MP11	CF/CM/CU30B	1.02	1.02	1.00
RGF2L080BE12MP11	CF/CM/CU36B	1.03	1.02	1.01
RGF2L080BE12MP11	CF42B	1.03	1.01	1.00
RGF2L080CE16MP11	CF/CM/CU30C	1.03	1.05	0.99
RGF2L080CE16MP11	CF/CM/CU30D	1.03	1.07	0.99
RGF2L080CE16MP11	CF/CM/CU36C	1.04	1.06	1.00
RGF2L080CE16MP11	CF/CM/CU36D	1.04	1.06	0.98
RGF2L080CE16MP11	CF/CM/CU42C	1.04	1.05	1.00
RGF2L080CE16MP11	CF/CM/CU42D	1.04	1.06	0.98
RGF2L100CE16MP11	CF/CM/CU30C	1.03	1.05	0.99
RGF2L100CE16MP11	CF/CM/CU30D	1.03	1.07	0.99
RGF2L100CE16MP11	CF/CM/CU36C	1.04	1.06	1.00
RGF2L100CE16MP11	CF/CM/CU36D	1.04	1.06	0.98
RGF2L100CE16MP11	CF/CM/CU42C	1.04	1.05	1.00
RGF2L100CE16MP11	CF/CM/CU42D	1.04	1.06	0.98
RGF2L100CE20MP11	CF/CM/CU30C	1.03	1.07	0.99
RGF2L100CE20MP11	CF/CM/CU30D	1.03	1.05	0.99
RGF2L100CE20MP11	CF/CM/CU36C	1.04	1.06	0.98
RGF2L100CE20MP11	CF/CM/CU36D	1.04	1.07	0.98
RGF2L100CE20MP11	CF/CM/CU42C	1.04	1.06	0.98
RGF2L100CE20MP11	CF/CM/CU42D	1.04	1.08	0.98
RGF2L120CE20MP11	CF/CM/CU30C	1.03	1.07	0.99
RGF2L120CE20MP11	CF/CM/CU30D	1.03	1.05	0.99
RGF2L120CE20MP11	CF/CM/CU36C	1.04	1.06	0.98
RGF2L120CE20MP11	CF/CM/CU36D	1.04	1.07	0.98
RGF2L120CE20MP11	CF/CM/CU42C	1.04	1.06	0.98
RGF2L120CE20MP11	CF/CM/CU42D	1.04	1.08	0.98
RGF19060BE12MP12	CF/CM/CU30B	1.01	0.98	0.98
RGF19060BE12MP12	CF/CM/CU36B	1.02	0.97	0.98
RGF19060BE12MP12	CF42B	1.02	0.97	0.98
RGF19080BE12MP12	CF/CM/CU30B	1.01	0.98	0.98
RGF19080BE12MP12	CF/CM/CU36B	1.02	0.97	0.98
RGF19080BE12MP12	CF42B	1.02	0.97	0.98
RGF19080CE16MP12	CF/CM/CU30C	1.03	1.06	0.99
RGF19080CE16MP12	CF/CM/CU30D	1.03	1.05	0.99
RGF19080CE16MP12	CF/CM/CU36C	1.03	1.03	1.01
RGF19080CE16MP12	CF/CM/CU42C	1.03	1.01	1.00
RGF19100CE16MP12	CF/CM/CU30C	1.03	1.06	0.99
RGF19100CE16MP12	CF/CM/CU30D	1.03	1.05	0.99
RGF19100CE16MP12	CF/CM/CU36C	1.03	1.03	1.01
RGF19100CE16MP12	CF/CM/CU42C	1.03	1.01	1.00
RGF19100CE20MP11	CF/CM/CU30C	1.02	1.01	0.98
RGF19100CE20MP11	CF/CM/CU36C	1.03	1.01	0.99
RGF19100CE20MP11	CF/CM/CU42C	1.03	1.02	0.97
RGF19120DE20MP11	CF/CM/CU30D	1.03	1.02	0.96
RGF19120DE20MP11	CF/CM/CU36D	1.03	1.01	0.97
RGF19120DE20MP11	CF/CM/CU42D	1.04	1.02	0.98

FURNACE MULTIPLIERS - 2.5 TON (Continued)

Furnaces	Coil	T.C.	S.C.	KW
RGF29060BE12MP11	CF/CM/CU30B	1.01	0.98	0.98
RGF29060BE12MP11	CF/CM/CU36B	1.02	0.97	0.98
RGF29060BE12MP11	CF42B	1.02	0.97	0.98
RGF29080BE12MP11	CF/CM/CU30B	1.01	0.98	0.98
RGF29080BE12MP11	CF/CM/CU36B	1.02	0.97	0.98
RGF29080BE12MP11	CF42B	1.02	0.97	0.98
RGF29080CE16MP11	CF/CM/CU30C	1.03	1.06	0.99
RGF29080CE16MP11	CF/CM/CU30D	1.03	1.05	0.99
RGF29080CE16MP11	CF/CM/CU36C	1.03	1.03	1.01
RGF29080CE16MP11	CF/CM/CU42C	1.03	1.01	1.00
RGF29100CE16MP11	CF/CM/CU30C	1.03	1.06	0.99
RGF29100CE16MP11	CF/CM/CU30D	1.03	1.05	0.99
RGF29100CE16MP11	CF/CM/CU36C	1.03	1.03	1.01
RGF29100CE16MP11	CF/CM/CU42C	1.03	1.01	1.00
RGF29100CE20MP11	CF/CM/CU30C	1.02	1.01	0.98
RGF29100CE20MP11	CF/CM/CU36C	1.03	1.01	0.99
RGF29100CE20MP11	CF/CM/CU42C	1.03	1.02	0.97
RGF29120DE20MP11	CF/CM/CU30D	1.03	1.02	0.96
RGF29120DE20MP11	CF/CM/CU36D	1.03	1.01	0.97
RGF29120DE20MP11	CF/CM/CU42D	1.04	1.02	0.98
RGF1L060AE12MP11	CF/CM/CU30A	1.02	1.02	1.00
RGF1L060AE12MP11	CF/CM/36A	1.02	1.00	1.00
RGF1L080BE12MP11	CF/CM/CU30B	1.02	1.02	1.00
RGF1L080BE12MP11	CF/CM/CU36B	1.03	1.02	1.01
RGF1L080BE12MP11	CF42B	1.03	1.01	1.00
RGF1L080CE16MP11	CF/CM/CU30C	1.03	1.05	0.99
RGF1L080CE16MP11	CF/CM/CU30D	1.03	1.07	0.99
RGF1L080CE16MP11	CF/CM/CU36C	1.04	1.06	1.00
RGF1L080CE16MP11	CF/CM/CU36D	1.04	1.06	0.98
RGF1L080CE16MP11	CF/CM/CU42C	1.04	1.05	1.00
RGF1L080CE16MP11	CF/CM/CU42D	1.04	1.06	0.98
RGF1L100CE16MP11	CF/CM/CU30C	1.03	1.05	0.99
RGF1L100CE16MP11	CF/CM/CU30D	1.03	1.07	0.99
RGF1L100CE16MP11	CF/CM/CU36C	1.04	1.06	1.00
RGF1L100CE16MP11	CF/CM/CU36D	1.04	1.06	0.98
RGF1L100CE16MP11	CF/CM/CU42C	1.04	1.05	1.00
RGF1L100CE16MP11	CF/CM/CU42D	1.04	1.06	0.98
RGF1L100CE20MP11	CF/CM/CU30C	1.03	1.07	0.99
RGF1L100CE20MP11	CF/CM/CU30D	1.03	1.05	0.99
RGF1L100CE20MP11	CF/CM/CU36C	1.04	1.06	0.98
RGF1L100CE20MP11	CF/CM/CU36D	1.04	1.07	0.98
RGF1L100CE20MP11	CF/CM/CU42C	1.04	1.06	0.98
RGF1L100CE20MP11	CF/CM/CU42D	1.04	1.08	0.98
RGF1L120CE20MP11	CF/CM/CU30C	1.03	1.07	0.99
RGF1L120CE20MP11	CF/CM/CU30D	1.03	1.05	0.99
RGF1L120CE20MP11	CF/CM/CU36C	1.04	1.06	0.98
RGF1L120CE20MP11	CF/CM/CU36D	1.04	1.07	0.98
RGF1L120CE20MP11	CF/CM/CU42C	1.04	1.06	0.98
RGF1L120CE20MP11	CF/CM/CU42D	1.04	1.08	0.98

PERFORMANCE DATA - 3 TON

CONDENSER-ONLY DATA (OUTDOOR UNIT)																		
MODEL	SATURATED SUCTION @ COMPRESSOR		Outdoor Ambient Temperature															
			55 °F		65 °F		75 °F		85 °F		95 °F		105 °F		115 °F		125 °F	
	T (°F)	P (PSIG)	MBH	KW	MBH	KW	MBH	KW	MBH	KW	MBH	KW	MBH	KW	MBH	KW	MBH	KW
RAW14L36 B21S	35	107	34.0	1.68	32.3	1.88	30.6	2.10	28.8	2.35	27.0	2.62	25.1	2.96	23.0	3.36	20.9	3.82
	40	118	37.4	1.67	35.6	1.87	33.8	2.09	31.9	2.33	29.9	2.61	27.8	2.94	25.6	3.34	23.3	3.79
	45	130	41.1	1.67	39.2	1.86	37.2	2.08	35.2	2.32	33.0	2.59	30.8	2.92	28.4	3.32	25.9	3.76
	50	142	45.1	1.67	43.0	1.86	40.9	2.07	38.7	2.31	36.4	2.57	33.9	2.90	31.4	3.29	28.7	3.73
	55	156	49.3	1.67	47.0	1.86	44.7	2.06	42.4	2.30	39.9	2.56	37.3	2.89	34.6	3.27	31.7	3.70

Notes:

- For Outdoor Unit (Condenser) performance only. Data does not include the effects of air handler power or heat.
- Performance based on 15°F subcooling and 15°F superheat at the Outdoor Unit base valves.
 - Increase capacity by 1% for each 2°F increase in subcooling.
 - Decrease capacity by 1% for each 2°F decrease in subcooling.
- Maximum recommended condensing temperature is 140°F.

COOLING PERFORMANCE DATA																	
OUTDOOR UNIT MODEL NO.		RAW14L36B21S															
INDOOR COIL MODEL NO.		CF36BXA1															
AIR TEMP. ENTERING OUTDOOR UNIT (°F)	ID CFM	1000					1200					1400					
	ID DB (°F)	80	80	75	80	80	80	80	75	80	80	80	80	80	75	80	80
	ID WB (°F)	57	62	62	67	72	57	62	62	67	72	57	62	62	67	72	
55	T.C.	34.1	37.4	37.7	39.0	40.2	32.6	38.1	38.4	39.7	40.3	31.0	38.9	39.1	40.5	40.4	
	S.C.	34.1	30.8	26.3	24.8	19.1	32.6	32.9	28.0	25.9	19.5	31.0	35.0	29.8	27.1	20.0	
	KW	1.89	1.89	1.89	1.89	1.91	1.96	1.96	1.96	1.97	1.98	2.03	2.03	2.03	2.04	2.05	
65	T.C.	32.8	45.3	36.1	38.6	40.8	33.0	41.5	37.0	39.2	41.0	33.3	37.7	37.9	39.9	41.3	
	S.C.	32.8	29.8	25.4	24.7	19.3	33.0	32.3	27.4	26.4	20.0	33.3	34.7	29.4	28.0	20.7	
	KW	2.08	2.08	2.08	2.08	2.09	2.15	2.15	2.15	2.15	2.16	2.21	2.22	2.22	2.22	2.23	
75	T.C.	31.6	53.1	34.6	38.2	41.4	33.5	44.8	35.6	38.8	41.7	35.5	36.6	36.7	39.3	42.1	
	S.C.	31.6	28.8	24.6	24.7	19.5	33.5	31.6	26.8	26.8	20.5	35.5	34.5	29.1	28.9	21.5	
	KW	2.28	2.28	2.28	2.27	2.27	2.34	2.34	2.34	2.33	2.34	2.40	2.40	2.41	2.40	2.41	
85	T.C.	30.4	42.1	32.9	36.3	39.8	32.2	38.3	33.8	36.9	40.3	34.0	34.6	34.7	37.5	40.8	
	S.C.	30.4	27.9	23.7	23.8	19.0	32.2	30.5	25.8	25.9	20.1	34.0	33.2	27.9	28.0	21.1	
	KW	2.58	2.57	2.59	2.55	2.52	2.63	2.63	2.64	2.60	2.59	2.68	2.68	2.69	2.66	2.66	
95	T.C.	29.3	31.0	31.3	34.3	38.2	30.8	31.8	32.0	35.0	38.9	32.4	32.6	32.7	35.7	39.5	
	S.C.	29.3	27.1	22.8	22.9	18.4	30.8	29.5	24.7	25.0	19.6	32.4	31.9	26.7	27.1	20.8	
	KW	2.88	2.86	2.90	2.82	2.78	2.92	2.91	2.94	2.87	2.85	2.95	2.96	2.97	2.91	2.92	
105	T.C.	27.9	28.8	29.0	32.1	35.6	29.4	29.8	29.8	32.7	36.1	30.9	30.7	30.5	33.3	36.7	
	S.C.	27.9	26.0	21.9	22.2	17.6	29.4	28.1	24.0	24.3	18.7	30.9	30.2	26.0	26.4	19.9	
	KW	3.42	3.46	3.48	3.34	3.28	3.44	3.47	3.50	3.38	3.34	3.45	3.47	3.52	3.43	3.40	
115	T.C.	26.5	26.7	26.8	30.1	33.1	28.0	27.8	27.6	30.5	33.5	29.4	28.9	28.5	31.0	34.0	
	S.C.	26.5	25.0	21.1	21.5	16.7	28.0	26.8	23.2	23.6	17.8	29.4	28.7	25.4	25.7	18.9	
	KW	3.94	4.05	4.05	3.84	3.77	3.94	4.00	4.05	3.89	3.82	3.94	3.95	4.04	3.93	3.87	
125	T.C.	25.2	24.6	24.6	28.0	30.5	26.6	25.8	25.5	28.3	30.9	27.9	27.1	26.4	28.6	31.3	
	S.C.	25.2	24.0	20.2	20.7	15.8	26.6	25.5	22.5	22.9	16.9	27.9	27.1	24.8	25.0	18.0	
	KW	4.46	4.63	4.62	4.35	4.26	4.44	4.54	4.59	4.39	4.30	4.43	4.44	4.57	4.43	4.33	

NOTE: ALL CAPACITIES INCLUDE INDOOR FAN HEAT. KW VALUES ARE FOR THE SYSTEM (OUTDOOR + INDOOR).

Green shaded cells are ACCA (TVA) conditions.

Blue shaded cells are AHRI conditions.

Multipliers for determining the performance with other indoor sections.

NOTE: For dry bulb temperatures different than those listed (between 73-87 °F), sensible capacity increases by 1060 BTUH per 1000 CFM per degree above the listed temperature and decreases by 1060 BTUH per 1000 CFM per degree below the listed temperature.

COIL MULTIPLIERS - 3 TON

Air Handler	Coil	T.C.	S.C.	KW
-	CF/CM/CU36B	1.00	1.00	1.00
-	CF/CM/CU36C	1.00	1.00	1.00
-	CF/CM/CU36D	1.00	1.00	1.00
-	CF/CM/CU42C	1.03	1.02	1.02
-	CF/CM/CU42D	1.03	1.02	1.02
-	CF/CM/CU48C	1.03	1.02	1.02
-	CF/CM/CU48D	1.03	1.02	1.02
-	CF42B	1.03	1.02	1.02
RFCX36BE12MP22	-	1.03	0.96	1.00
RFCX36CE12MP22	-	1.03	1.04	0.97
RFCX42CE14MP22	-	1.03	1.02	0.98
RFCX48CE16MP22	-	1.03	1.04	0.97
RFCX48DE16MP22	-	1.03	1.03	0.97
RFCX36BP12MP22	-	1.01	0.94	1.01
RFCX36CP12MP22	-	1.03	1.03	1.02
RFCX42CP14MP22	-	1.03	1.04	1.02
RFCX48CP16MP22	-	1.03	1.02	1.02
RFCX48DP16MP22	-	1.03	1.06	1.02
RFCX18BE06MP22	-	1.03	0.96	1.00
RFCX18BE06MP22	-	1.03	1.02	0.97
RFCX18BE06MP22	-	1.03	1.01	0.97
RFCX18BE06MP22	-	1.03	0.98	0.97
RFCX18BE06MP22	-	1.03	1.07	0.97
ME12BN21	CF/CM36B	1.03	0.96	1.00
ME12BN21	CF42B	1.03	0.96	1.00
ME14DN21	CF/CM36D	1.03	1.05	0.97
ME14DN21	CF/CM42D	1.03	1.04	0.97
ME14DN21	CF/CM48D	1.03	1.02	0.97
ME16CN21	CF/CM36C	1.03	1.04	0.97
ME16CN21	CF/CM42C	1.03	1.03	0.97
ME16CN21	CF/CM48C	1.03	1.03	0.97
ME20DN21	CF/CM36D	1.03	1.07	1.00
ME20DN21	CF/CM42D	1.03	1.07	1.00
ME20DN21	CF/CM48D	1.03	1.06	1.00

FURNACE MULTIPLIERS - 3 TON

Furnaces	Coil	T.C.	S.C.	KW
RGF2L060AE12MP11	CF/CM36A	1.02	0.94	0.99
RGF2L080BE12MP11	CF/CM/CU36B	1.02	0.94	1.00
RGF2L080BE12MP11	CF42B	1.03	0.96	1.00
RGF2L080CE16MP11	CF/CM/CU36C	1.03	0.98	0.98
RGF2L080CE16MP11	CF/CM/CU36D	1.03	0.98	0.98
RGF2L080CE16MP11	CF/CM/CU42C	1.03	1.04	0.98
RGF2L080CE16MP11	CF/CM/CU42D	1.03	0.98	0.98
RGF2L080CE16MP11	CF/CM/CU48C	1.03	1.03	0.98
RGF2L080CE16MP11	CF/CM/CU48D	1.03	0.98	0.97
RGF2L100CE16MP11	CF/CM/CU36C	1.03	0.98	0.98
RGF2L100CE16MP11	CF/CM/CU36D	1.03	0.98	0.98
RGF2L100CE16MP11	CF/CM/CU42C	1.03	1.04	0.98
RGF2L100CE16MP11	CF/CM/CU42D	1.03	0.98	0.98
RGF2L100CE16MP11	CF/CM/CU48C	1.03	1.03	0.98
RGF2L100CE16MP11	CF/CM/CU48D	1.03	0.98	0.97
RGF2L100CE20MP11	CF/CM/CU36C	1.03	1.06	0.98
RGF2L100CE20MP11	CF/CM/CU36D	1.03	1.06	0.98
RGF2L100CE20MP11	CF/CM/CU42C	1.03	0.98	0.98
RGF2L100CE20MP11	CF/CM/CU42D	1.03	0.99	0.98
RGF2L100CE20MP11	CF/CM/CU48C	1.03	1.06	0.98
RGF2L100CE20MP11	CF/CM/CU48D	1.03	1.02	1.00
RGF2L120CE20MP11	CF/CM/CU36C	1.03	1.06	0.98
RGF2L120CE20MP11	CF/CM/CU36D	1.03	1.06	0.98
RGF2L120CE20MP11	CF/CM/CU42C	1.03	0.98	0.98
RGF2L120CE20MP11	CF/CM/CU42D	1.03	0.99	0.98
RGF2L120CE20MP11	CF/CM/CU48C	1.03	1.06	0.98
RGF2L120CE20MP11	CF/CM/CU48D	1.03	1.02	1.00
RGF19060BE12MP12	CF/CM/CU36B	1.02	0.94	0.99
RGF19060BE12MP12	CF42B	1.03	0.96	1.00
RGF19080BE12MP12	CF/CM/CU36B	1.02	0.94	0.99
RGF19080BE12MP12	CF42B	1.03	0.96	1.00
RGF19080CE16MP12	CF/CM/CU36C	1.03	0.98	0.98
RGF19080CE16MP12	CF/CM/CU36D	1.03	0.99	0.98
RGF19080CE16MP12	CF/CM/CU42C	1.03	0.98	0.98
RGF19080CE16MP12	CF/CM/CU42D	1.03	0.98	0.98
RGF19080CE16MP12	CF/CM/CU48C	1.03	0.98	0.98
RGF19080CE16MP12	CF/CM/CU48D	1.03	0.98	0.98
RGF19100CE16MP12	CF/CM/CU36C	1.03	0.98	0.98
RGF19100CE16MP12	CF/CM/CU36D	1.03	0.99	0.98
RGF19100CE16MP12	CF/CM/CU42C	1.03	0.98	0.98
RGF19100CE16MP12	CF/CM/CU42D	1.03	0.98	0.98
RGF19100CE16MP12	CF/CM/CU48C	1.03	0.98	0.98
RGF19100CE16MP12	CF/CM/CU48D	1.03	0.98	0.98
RGF19100CE20MP11	CF/CM/CU36C	1.02	0.94	0.98
RGF19100CE20MP11	CF/CM/CU36D	1.02	0.94	1.00
RGF19100CE20MP11	CF/CM/CU42C	1.03	1.06	0.98
RGF19100CE20MP11	CF/CM/CU42D	1.03	0.96	0.98
RGF19100CE20MP11	CF/CM/CU48C	1.03	0.96	0.97
RGF19100CE20MP11	CF/CM/CU48D	1.03	0.96	0.97
RGF19120DE20MP11	CF/CM/CU36D	1.03	1.05	0.98

FURNACE MULTIPLIERS - 3 TON (Continued)

Furnaces	Coil	T.C.	S.C.	KW
RGF19120DE20MP11	CF/CM/CU42D	1.03	1.06	0.98
RGF19120DE20MP11	CF/CM/CU48D	1.03	1.05	0.97
RGF29060BE12MP11	CF/CM/CU36B	1.02	0.94	0.99
RGF29060BE12MP11	CF42B	1.03	0.96	1.00
RGF29080BE12MP11	CF/CM/CU36B	1.02	0.94	0.99
RGF29080BE12MP11	CF42B	1.03	0.96	1.00
RGF29080CE16MP11	CF/CM/CU36C	1.03	0.98	0.98
RGF29080CE16MP11	CF/CM/CU36D	1.03	0.99	0.98
RGF29080CE16MP11	CF/CM/CU42C	1.03	0.98	0.98
RGF29080CE16MP11	CF/CM/CU42D	1.03	0.98	0.98
RGF29080CE16MP11	CF/CM/CU48C	1.03	0.98	0.98
RGF29080CE16MP11	CF/CM/CU48D	1.03	0.98	0.98
RGF29100CE16MP11	CF/CM/CU36C	1.03	0.98	0.98
RGF29100CE16MP11	CF/CM/CU36D	1.03	0.99	0.98
RGF29100CE16MP11	CF/CM/CU42C	1.03	0.98	0.98
RGF29100CE16MP11	CF/CM/CU42D	1.03	0.98	0.98
RGF29100CE16MP11	CF/CM/CU48C	1.03	0.98	0.98
RGF29100CE16MP11	CF/CM/CU48D	1.03	0.98	0.98
RGF29100CE20MP11	CF/CM/CU36C	1.02	0.94	0.98
RGF29100CE20MP11	CF/CM/CU36D	1.02	0.94	1.00
RGF29100CE20MP11	CF/CM/CU42C	1.03	1.06	0.98
RGF29100CE20MP11	CF/CM/CU42D	1.03	0.96	0.98
RGF29100CE20MP11	CF/CM/CU48C	1.03	0.96	0.97
RGF29100CE20MP11	CF/CM/CU48D	1.03	0.96	0.97
RGF29120DE20MP11	CF/CM/CU36D	1.03	1.05	0.98
RGF29120DE20MP11	CF/CM/CU42D	1.03	1.06	0.98
RGF29120DE20MP11	CF/CM/CU48D	1.03	1.05	0.97
RGF1L060AE12MP11	CF/CM36A	1.02	0.94	0.99

FURNACE MULTIPLIERS - 3 TON (Continued)

Furnaces	Coil	T.C.	S.C.	KW
RGF1L080BE12MP11	CF/CM/CU36B	1.02	0.94	1.00
RGF1L080BE12MP11	CF42B	1.03	0.96	1.00
RGF1L080CE16MP11	CF/CM/CU36C	1.03	0.98	0.98
RGF1L080CE16MP11	CF/CM/CU36D	1.03	0.98	0.98
RGF1L080CE16MP11	CF/CM/CU42C	1.03	1.04	0.98
RGF1L080CE16MP11	CF/CM/CU42D	1.03	0.98	0.98
RGF1L080CE16MP11	CF/CM/CU48C	1.03	1.03	0.98
RGF1L080CE16MP11	CF/CM/CU48D	1.03	0.98	0.97
RGF1L100CE16MP11	CF/CM/CU36C	1.03	0.98	0.98
RGF1L100CE16MP11	CF/CM/CU36D	1.03	0.98	0.98
RGF1L100CE16MP11	CF/CM/CU42C	1.03	1.04	0.98
RGF1L100CE16MP11	CF/CM/CU42D	1.03	0.98	0.98
RGF1L100CE16MP11	CF/CM/CU48C	1.03	1.03	0.98
RGF1L100CE16MP11	CF/CM/CU48D	1.03	0.98	0.97
RGF1L100CE20MP11	CF/CM/CU36C	1.03	1.06	0.98
RGF1L100CE20MP11	CF/CM/CU36D	1.03	1.06	0.98
RGF1L100CE20MP11	CF/CM/CU42C	1.03	0.98	0.98
RGF1L100CE20MP11	CF/CM/CU42D	1.03	0.99	0.98
RGF1L100CE20MP11	CF/CM/CU48C	1.03	1.06	0.98
RGF1L100CE20MP11	CF/CM/CU48D	1.03	1.02	1.00
RGF1L120CE20MP11	CF/CM/CU36C	1.03	1.06	0.98
RGF1L120CE20MP11	CF/CM/CU36D	1.03	1.06	0.98
RGF1L120CE20MP11	CF/CM/CU42C	1.03	0.98	0.98
RGF1L120CE20MP11	CF/CM/CU42D	1.03	0.99	0.98
RGF1L120CE20MP11	CF/CM/CU48C	1.03	1.06	0.98
RGF1L120CE20MP11	CF/CM/CU48D	1.03	1.02	1.00

PERFORMANCE DATA - 3.5 TON

CONDENSER-ONLY DATA (OUTDOOR UNIT)																		
MODEL	SATURATED SUCTION @ COMPRESSOR		Outdoor Ambient Temperature															
			55 °F		65 °F		75 °F		85 °F		95 °F		105 °F		115 °F		125 °F	
	T (°F)	P (PSIG)	MBH	KW	MBH	KW	MBH	KW	MBH	KW	MBH	KW	MBH	KW	MBH	KW	MBH	KW
RAW14L42 B21S	35	107	37.5	1.82	35.8	2.04	34.1	2.29	32.2	2.56	30.3	2.87	28.3	3.23	26.2	3.64	24.0	4.09
	40	118	41.4	1.81	39.4	2.03	37.5	2.27	35.5	2.55	33.4	2.86	31.2	3.22	28.9	3.63	26.5	4.08
	45	130	45.5	1.81	43.4	2.02	41.2	2.26	39.0	2.54	36.8	2.85	34.4	3.21	31.9	3.62	29.3	4.07
	50	142	50.0	1.80	47.6	2.01	45.3	2.25	42.9	2.53	40.4	2.83	37.8	3.19	35.1	3.61	32.3	4.05
	55	156	54.8	1.79	52.2	2.00	49.6	2.24	47.0	2.51	44.3	2.81	41.5	3.18	38.6	3.59	35.5	4.03

Notes:

- For Outdoor Unit (Condenser) performance only. Data does not include the effects of air handler power or heat.
- Performance based on 15°F subcooling and 15°F superheat at the Outdoor Unit base valves.
 - Increase capacity by 1% for each 2°F increase in subcooling.
 - Decrease capacity by 1% for each 2°F decrease in subcooling.
- Maximum recommended condensing temperature is 140°F.

COOLING PERFORMANCE DATA																
OUTDOOR UNIT MODEL NO.		RAW14L42B21S														
INDOOR COIL MODEL NO.		CF42CXA1														
AIR TEMP. ENTERING OUTDOOR UNIT (°F)	ID CFM	1200					1400					1600				
	ID DB (°F)	80	80	75	80	80	80	80	75	80	80	80	80	75	80	80
	ID WB (°F)	57	62	62	67	72	57	62	62	67	72	57	62	62	67	72
55	T.C.	38.7	42.0	41.9	44.4	45.5	39.0	42.0	41.7	44.0	45.0	39.3	42.0	41.6	43.7	44.5
	S.C.	36.8	35.3	30.3	29.0	22.7	37.1	36.0	31.1	29.4	22.9	37.4	36.6	31.9	29.8	23.1
	KW	2.18	2.18	2.18	2.19	2.20	2.24	2.25	2.25	2.26	2.27	2.31	2.32	2.32	2.34	2.34
65	T.C.	37.8	40.7	40.5	43.5	46.1	38.5	40.9	40.7	43.6	45.8	39.1	41.1	40.9	43.7	45.5
	S.C.	36.0	35.0	29.9	29.2	23.1	36.6	36.2	31.2	30.2	23.6	37.2	37.4	32.6	31.2	24.0
	KW	2.39	2.40	2.39	2.41	2.40	2.45	2.47	2.46	2.48	2.48	2.52	2.54	2.53	2.55	2.55
75	T.C.	36.9	39.3	39.0	42.6	46.7	37.9	39.8	39.6	43.2	46.6	38.9	40.3	40.3	43.8	46.6
	S.C.	35.1	34.6	29.5	29.4	23.5	36.1	36.4	31.4	31.0	24.2	37.0	38.3	33.3	32.6	25.0
	KW	2.60	2.62	2.60	2.62	2.61	2.66	2.69	2.67	2.69	2.69	2.73	2.75	2.74	2.76	2.76
85	T.C.	35.9	37.7	37.4	41.0	45.2	36.8	38.2	38.1	41.6	45.3	37.7	38.7	38.7	42.2	45.4
	S.C.	34.1	33.7	28.8	28.7	23.0	35.0	35.3	30.7	30.5	24.0	35.8	36.8	32.6	32.3	25.1
	KW	2.90	2.93	2.90	2.92	2.89	2.96	2.98	2.96	2.99	2.96	3.01	3.04	3.02	3.05	3.04
95	T.C.	34.8	36.1	35.8	39.4	43.7	35.6	36.7	36.5	40.0	44.0	36.4	37.2	37.1	40.6	44.3
	S.C.	33.1	32.8	28.1	28.0	22.5	33.9	34.1	30.0	30.0	23.8	34.6	35.4	31.9	32.0	25.2
	KW	3.20	3.23	3.20	3.22	3.17	3.25	3.28	3.25	3.28	3.24	3.30	3.33	3.31	3.33	3.31
105	T.C.	32.6	33.8	33.3	37.0	41.0	33.6	34.4	34.0	37.6	41.3	34.5	35.1	34.6	38.1	41.7
	S.C.	31.0	31.1	26.8	27.0	21.5	31.9	32.2	28.7	29.0	22.9	32.8	33.3	30.7	31.0	24.3
	KW	3.84	3.82	3.84	3.74	3.67	3.81	3.82	3.83	3.78	3.72	3.78	3.81	3.81	3.81	3.77
115	T.C.	30.5	31.6	30.9	34.7	38.4	31.6	32.2	31.5	35.2	38.8	32.6	32.9	32.2	35.7	39.2
	S.C.	29.0	29.5	25.5	26.0	20.6	30.0	30.4	27.5	28.0	22.1	31.0	31.3	29.5	30.0	23.5
	KW	4.46	4.38	4.46	4.25	4.16	4.35	4.33	4.38	4.26	4.19	4.24	4.28	4.30	4.28	4.22
125	T.C.	28.4	29.3	28.4	32.3	35.7	29.6	30.1	29.1	32.8	36.2	30.7	30.8	29.8	33.3	36.7
	S.C.	27.0	27.9	24.2	25.0	19.7	28.1	28.6	26.3	27.0	21.2	29.2	29.3	28.3	29.1	22.7
	KW	5.08	4.95	5.09	4.75	4.65	4.89	4.85	4.94	4.75	4.66	4.71	4.75	4.79	4.75	4.68

NOTE: ALL CAPACITIES INCLUDE INDOOR FAN HEAT. KW VALUES ARE FOR THE SYSTEM (OUTDOOR + INDOOR).

Green shaded cells are ACCA (TVA) conditions.

Blue shaded cells are AHRI conditions.

Multipliers for determining the performance with other indoor sections.

NOTE: For dry bulb temperatures different than those listed (between 73-87 °F), sensible capacity increases by 1060 BTUH per 1000 CFM per degree above the listed temperature and decreases by 1060 BTUH per 1000 CFM per degree below the listed temperature.

COIL MULTIPLIERS - 3.5 TON

Air Handler	Coil	T.C.	S.C.	KW
-	CF/CM/CU42C	1.00	1.00	1.00
-	CF/CM/CU42D	1.00	1.00	1.00
-	CF/CM/CU48C	1.01	1.07	1.01
-	CF/CM/CU48D	1.01	1.07	1.01
-	CF/CM/CU60C	1.03	1.08	1.02
-	CF/CM/CU60D	1.03	1.08	1.02
-	CF/CM64D	1.04	1.08	1.03
-	CF42B	0.96	0.97	0.96
RFCX42CE14MP22	-	1.04	1.10	1.01
RFCX48CE16MP22	-	1.03	1.02	0.98
RFCX48DE16MP22	-	1.03	1.03	0.98
RFCX60CE20MP22	-	1.05	1.12	1.02
RFCX60DE20MP22	-	1.05	1.12	1.00
RFCX42CP14MP22	-	1.00	1.00	1.00
RFCX48CP16MP22	-	1.01	1.03	1.01
RFCX48DP16MP22	-	1.01	1.05	1.01
RFCX18BE06MP22	-	1.03	1.03	1.00
RFCX18BE06MP22	-	1.01	1.02	0.99
RFCX18BE06MP22	-	1.04	1.07	0.99
RFCX18BE06MP22	-	1.04	1.05	1.01
RFCX18BE06MP22	-	1.04	1.02	0.99
ME14DN21	CF/CM42D	1.04	1.10	0.99
ME14DN21	CF/CM48D	1.04	1.10	1.01
ME14DN21	CF/CM60D	1.04	1.03	0.97
ME14DN21	CF/CM64D	1.05	1.10	1.02
ME16CN21	CF/CM42C	1.03	1.10	1.00
ME16CN21	CF/CM48C	1.03	1.02	0.98
ME16CN21	CF/CM60C	1.04	1.03	0.97
ME20DN21	CF/CM42D	1.04	1.12	1.01
ME20DN21	CF/CM48D	1.05	1.13	1.00
ME20DN21	CF/CM60D	1.05	1.10	1.00
ME20DN21	CF/CM64D	1.05	1.10	1.00

FURNACE MULTIPLIERS - 3.5 TON

Furnaces	Coil	T.C.	S.C.	KW
RGF2L080BE12MP11	CF42B	1.00	0.98	0.98
RGF2L080CE16MP11	CF/CM/CU42C	1.00	0.98	0.98
RGF2L080CE16MP11	CF/CM/CU42D	1.03	1.08	1.00
RGF2L080CE16MP11	CF/CM/CU48C	1.03	1.08	1.00
RGF2L080CE16MP11	CF/CM/CU48D	1.03	1.08	1.00
RGF2L080CE16MP11	CF/CM/CU60C	1.01	1.00	0.99
RGF2L080CE16MP11	CF/CM/CU60D	1.01	1.00	0.99
RGF2L080CE16MP11	CF/CM64D	1.03	1.00	1.00
RGF2L100CE16MP11	CF/CM/CU42C	1.00	0.98	0.98
RGF2L100CE16MP11	CF/CM/CU42D	1.03	1.08	1.00
RGF2L100CE16MP11	CF/CM/CU48C	1.03	1.08	1.00
RGF2L100CE16MP11	CF/CM/CU48D	1.03	1.08	1.00
RGF2L100CE16MP11	CF/CM/CU60C	1.01	1.00	0.99
RGF2L100CE16MP11	CF/CM/CU60D	1.01	1.00	0.99
RGF2L100CE16MP11	CF/CM64D	1.03	1.00	1.00
RGF2L100CE20MP11	CF/CM/CU42C	1.03	1.08	1.00
RGF2L100CE20MP11	CF/CM/CU42D	1.03	1.03	0.98
RGF2L100CE20MP11	CF/CM/CU48C	1.03	1.03	1.00
RGF2L100CE20MP11	CF/CM/CU48D	1.04	1.07	0.99
RGF2L100CE20MP11	CF/CM/CU60C	1.04	1.05	0.99
RGF2L100CE20MP11	CF/CM/CU60D	1.04	1.05	0.99
RGF2L100CE20MP11	CF/CM64D	1.05	1.07	1.00
RGF2L120CE20MP11	CF/CM/CU42C	1.03	1.08	1.00
RGF2L120CE20MP11	CF/CM/CU42D	1.03	1.03	0.98
RGF2L120CE20MP11	CF/CM/CU48C	1.03	1.03	1.00
RGF2L120CE20MP11	CF/CM/CU48D	1.04	1.07	0.99
RGF2L120CE20MP11	CF/CM/CU60C	1.04	1.05	0.99
RGF2L120CE20MP11	CF/CM/CU60D	1.04	1.05	0.99
RGF2L120CE20MP11	CF/CM64D	1.05	1.07	1.00
RGF19080CE16MP12	CF/CM/CU42C	1.01	1.02	0.99
RGF19080CE16MP12	CF/CM/CU42D	1.03	1.05	1.00
RGF19080CE16MP12	CF/CM/CU48C	1.03	1.05	1.00
RGF19080CE16MP12	CF/CM/CU48D	1.01	1.02	0.99
RGF19080CE16MP12	CF/CM/CU60C	1.01	0.98	0.99
RGF19080CE16MP12	CF/CM/CU60D	1.01	0.98	0.99
RGF19080CE16MP12	CF/CM64D	1.04	1.03	0.99
RGF19100CE16MP12	CF/CM/CU42C	1.01	1.02	0.99
RGF19100CE16MP12	CF/CM/CU42D	1.03	1.05	1.00
RGF19100CE16MP12	CF/CM/CU48C	1.03	1.05	1.00
RGF19100CE16MP12	CF/CM/CU48D	1.01	1.02	0.99
RGF19100CE16MP12	CF/CM/CU60C	1.01	0.98	0.99
RGF19100CE16MP12	CF/CM/CU60D	1.01	0.98	0.99
RGF19100CE16MP12	CF/CM64D	1.04	1.03	0.99
RGF19100CE20MP11	CF/CM/CU42C	1.01	1.02	0.99
RGF19100CE20MP11	CF/CM/CU42D	1.01	1.02	0.99
RGF19100CE20MP11	CF/CM/CU48C	1.01	1.02	0.99
RGF19100CE20MP11	CF/CM/CU48D	1.01	1.02	0.99
RGF19100CE20MP11	CF/CM/CU60C	1.03	1.03	0.98
RGF19100CE20MP11	CF/CM/CU60D	1.04	1.03	0.99
RGF19100CE20MP11	CF/CM64D	1.04	1.03	0.99
RGF19120DE20MP11	CF/CM/CU42D	1.01	1.03	0.97
RGF19120DE20MP11	CF/CM/CU48D	1.03	1.03	0.98

FURNACE MULTIPLIERS - 3.5 TON (Continued)

Furnaces	Coil	T.C.	S.C.	KW
RGF19120DE20MP11	CF/CM/CU60D	1.03	1.03	0.98
RGF19120DE20MP11	CF/CM64D	1.04	1.03	0.99
RGF29080CE16MP11	CF/CM/CU42C	1.01	1.02	0.99
RGF29080CE16MP11	CF/CM/CU42D	1.03	1.05	1.00
RGF29080CE16MP11	CF/CM/CU48C	1.03	1.05	1.00
RGF29080CE16MP11	CF/CM/CU48D	1.01	1.02	0.99
RGF29080CE16MP11	CF/CM/CU60C	1.01	0.98	0.99
RGF29080CE16MP11	CF/CM/CU60D	1.01	0.98	0.99
RGF29080CE16MP11	CF/CM64D	1.04	1.03	0.99
RGF29100CE16MP11	CF/CM/CU42C	1.01	1.02	0.99
RGF29100CE16MP11	CF/CM/CU42D	1.03	1.05	1.00
RGF29100CE16MP11	CF/CM/CU48C	1.03	1.05	1.00
RGF29100CE16MP11	CF/CM/CU48D	1.01	1.02	0.99
RGF29100CE16MP11	CF/CM/CU60C	1.01	0.98	0.99
RGF29100CE16MP11	CF/CM/CU60D	1.01	0.98	0.99
RGF29100CE16MP11	CF/CM64D	1.04	1.03	0.99
RGF29100CE20MP11	CF/CM/CU42C	1.01	1.02	0.99
RGF29100CE20MP11	CF/CM/CU42D	1.01	1.02	0.99
RGF29100CE20MP11	CF/CM/CU48C	1.01	1.02	0.99
RGF29100CE20MP11	CF/CM/CU48D	1.01	1.02	0.99
RGF29100CE20MP11	CF/CM/CU60C	1.03	1.03	0.98
RGF29100CE20MP11	CF/CM/CU60D	1.04	1.03	0.99
RGF29100CE20MP11	CF/CM64D	1.04	1.03	0.99
RGF29120DE20MP11	CF/CM/CU42D	1.01	1.03	0.97
RGF29120DE20MP11	CF/CM/CU48D	1.03	1.03	0.98
RGF29120DE20MP11	CF/CM/CU60D	1.03	1.03	0.98
RGF29120DE20MP11	CF/CM64D	1.04	1.03	0.99
RGF1L080BE12MP11	CF42B	1.00	0.98	0.98
RGF1L080CE16MP11	CF/CM/CU42C	1.00	0.98	0.98
RGF1L080CE16MP11	CF/CM/CU42D	1.03	1.08	1.00
RGF1L080CE16MP11	CF/CM/CU48C	1.03	1.08	1.00
RGF1L080CE16MP11	CF/CM/CU48D	1.03	1.08	1.00
RGF1L080CE16MP11	CF/CM/CU60C	1.01	1.00	0.99
RGF1L080CE16MP11	CF/CM/CU60D	1.01	1.00	0.99

FURNACE MULTIPLIERS - 3.5 TON (Continued)

Furnaces	Coil	T.C.	S.C.	KW
RGF1L080CE16MP11	CF/CM64D	1.03	1.00	1.00
RGF1L100CE16MP11	CF/CM/CU42C	1.00	0.98	0.98
RGF1L100CE16MP11	CF/CM/CU42D	1.03	1.08	1.00
RGF1L100CE16MP11	CF/CM/CU48C	1.03	1.08	1.00
RGF1L100CE16MP11	CF/CM/CU48D	1.03	1.08	1.00
RGF1L100CE16MP11	CF/CM/CU60C	1.01	1.00	0.99
RGF1L100CE16MP11	CF/CM/CU60D	1.01	1.00	0.99
RGF1L100CE16MP11	CF/CM64D	1.03	1.00	1.00
RGF1L100CE20MP11	CF/CM/CU42C	1.03	1.08	1.00
RGF1L100CE20MP11	CF/CM/CU42D	1.03	1.03	0.98
RGF1L100CE20MP11	CF/CM/CU48C	1.03	1.03	1.00
RGF1L100CE20MP11	CF/CM/CU48D	1.04	1.07	0.99
RGF1L100CE20MP11	CF/CM/CU60C	1.04	1.05	0.99
RGF1L100CE20MP11	CF/CM/CU60D	1.04	1.05	0.99
RGF1L100CE20MP11	CF/CM64D	1.05	1.07	1.00
RGF1L120CE20MP11	CF/CM/CU42C	1.03	1.08	1.00
RGF1L120CE20MP11	CF/CM/CU42D	1.03	1.03	0.98
RGF1L120CE20MP11	CF/CM/CU48C	1.03	1.03	1.00
RGF1L120CE20MP11	CF/CM/CU48D	1.04	1.07	0.99
RGF1L120CE20MP11	CF/CM/CU60C	1.04	1.05	0.99
RGF1L120CE20MP11	CF/CM/CU60D	1.04	1.05	0.99
RGF1L120CE20MP11	CF/CM64D	1.05	1.07	1.00
YPLC100C20MP12	CF/CM/CU48C	1.03	1.05	1.00
YPLC100C20MP12	CF/CM/CU60C	1.04	1.10	1.01
YPLC100C20MP12	CF/CM/CU60D	1.03	1.02	1.00
YPLC100C20MP12	CF/CM64D	1.03	1.00	1.00
YPLC120C20MP12	CF/CM/CU42C	1.01	1.02	0.99
YPLC120C20MP12	CF/CM/CU48C	1.03	1.05	1.00
YPLC120C20MP12	CF/CM/CU60C	1.04	1.10	1.01
YPLC120C20MP12	CF/CM/CU60D	1.03	1.02	1.00
YPLC120C20MP12	CF/CM64D	1.03	1.00	1.00

PERFORMANCE DATA - 4 TON

CONDENSER-ONLY DATA (OUTDOOR UNIT)																		
MODEL	SATURATED SUCTION @ COMPRESSOR		Outdoor Ambient Temperature															
			55 °F		65 °F		75 °F		85 °F		95 °F		105 °F		115 °F		125 °F	
	T (°F)	P (PSIG)	MBH	KW	MBH	KW	MBH	KW	MBH	KW	MBH	KW	MBH	KW	MBH	KW	MBH	KW
RAW14L48 B21S	35	107	47.8	2.16	45.5	2.42	43.2	2.72	40.8	3.05	38.3	3.44	35.7	3.90	32.8	4.41	29.8	4.99
	40	118	52.5	2.16	50.0	2.42	47.5	2.71	44.9	3.05	42.3	3.43	39.4	3.89	36.4	4.40	33.1	4.98
	45	130	57.6	2.17	54.8	2.42	52.1	2.71	49.4	3.04	46.5	3.42	43.4	3.88	40.2	4.40	36.7	4.96
	50	142	63.0	2.18	60.0	2.43	57.0	2.72	54.0	3.06	50.9	3.42	47.7	3.87	44.1	4.39	40.5	4.94
	55	156	68.7	2.19	65.4	2.44	62.2	2.73	58.9	3.07	55.6	3.44	52.2	3.88	48.4	4.39	44.5	4.93

Notes:

- For Outdoor Unit (Condenser) performance only. Data does not include the effects of air handler power or heat.
- Performance based on 15°F subcooling and 15°F superheat at the Outdoor Unit base valves.
 - Increase capacity by 1% for each 2°F increase in subcooling.
 - Decrease capacity by 1% for each 2°F decrease in subcooling.
- Maximum recommended condensing temperature is 140°F.

COOLING PERFORMANCE DATA																
OUTDOOR UNIT MODEL NO.		RAW14L48B21S														
INDOOR COIL MODEL NO.		CF48CXA1														
AIR TEMP. ENTERING OUTDOOR UNIT (°F)	ID CFM	1400					1600					1800				
	ID DB (°F)	80	80	75	80	80	80	80	75	80	80	80	80	75	80	80
	ID WB (°F)	57	62	62	67	72	57	62	62	67	72	57	62	62	67	72
55	T.C.	44.9	47.6	47.5	49.3	49.9	45.1	47.8	47.5	49.4	49.9	45.3	48.0	47.6	49.5	49.9
	S.C.	44.1	37.8	32.4	30.3	23.1	44.5	38.9	33.1	30.8	23.3	44.9	39.9	33.9	31.3	23.5
	KW	2.62	2.66	2.66	2.68	2.70	2.70	2.74	2.74	2.76	2.78	2.77	2.81	2.81	2.84	2.86
65	T.C.	44.6	47.3	47.0	49.6	50.9	45.4	47.6	47.4	49.9	51.0	46.2	48.0	47.7	50.1	51.1
	S.C.	43.9	39.2	33.1	31.4	23.8	44.8	40.6	34.3	32.2	24.1	45.6	42.1	35.5	33.1	24.5
	KW	2.89	2.92	2.92	2.95	2.97	2.97	3.00	3.00	3.03	3.05	3.05	3.07	3.07	3.10	3.13
75	T.C.	44.4	46.9	46.6	49.9	51.9	45.7	47.4	47.2	50.3	52.1	47.1	47.9	47.8	50.7	52.3
	S.C.	43.8	40.5	33.9	32.5	24.5	45.1	42.4	35.5	33.7	25.0	46.4	44.3	37.2	34.8	25.4
	KW	3.17	3.18	3.18	3.22	3.23	3.24	3.26	3.26	3.29	3.31	3.32	3.33	3.33	3.36	3.39
85	T.C.	42.6	44.8	44.6	48.4	51.2	44.0	45.5	45.3	48.9	51.5	45.5	46.2	46.0	49.4	51.8
	S.C.	42.0	39.2	32.9	32.3	24.6	43.4	41.4	34.8	33.9	25.3	44.8	43.7	36.7	35.5	26.1
	KW	3.56	3.59	3.57	3.59	3.61	3.63	3.66	3.64	3.67	3.68	3.70	3.73	3.71	3.74	3.76
95	T.C.	40.8	42.7	42.6	46.9	50.4	42.3	43.5	43.4	47.5	50.9	43.9	44.4	44.2	48.1	51.3
	S.C.	40.2	37.8	32.0	32.2	24.7	41.7	40.5	34.1	34.2	25.7	43.3	43.2	36.2	36.2	26.7
	KW	3.96	3.99	3.96	3.97	3.98	4.02	4.05	4.03	4.04	4.05	4.08	4.12	4.10	4.12	4.13
105	T.C.	38.9	40.2	40.1	44.1	47.8	40.3	41.1	40.8	44.6	48.2	41.7	42.0	41.5	45.2	48.7
	S.C.	38.5	36.6	30.9	31.0	23.8	39.8	38.9	32.9	33.0	24.8	41.2	41.2	35.0	35.0	25.8
	KW	4.68	4.73	4.73	4.68	4.64	4.73	4.77	4.79	4.74	4.71	4.78	4.82	4.84	4.80	4.78
115	T.C.	37.2	37.8	37.6	41.4	45.2	38.4	38.8	38.3	41.9	45.6	39.7	39.8	38.9	42.3	46.1
	S.C.	36.9	35.5	29.9	29.9	22.9	38.0	37.3	31.8	31.8	23.9	39.1	39.2	33.7	33.8	24.9
	KW	5.38	5.44	5.47	5.37	5.27	5.42	5.47	5.52	5.41	5.34	5.45	5.50	5.56	5.46	5.41
125	T.C.	35.4	35.4	35.2	38.7	42.6	36.5	36.4	35.7	39.1	43.0	37.6	37.5	36.3	39.5	43.5
	S.C.	35.2	34.3	28.9	28.8	22.0	36.1	35.8	30.7	30.7	23.0	37.0	37.2	32.5	32.6	24.0
	KW	6.09	6.16	6.21	6.07	5.91	6.10	6.17	6.25	6.09	5.97	6.12	6.18	6.29	6.12	6.04

NOTE: ALL CAPACITIES INCLUDE INDOOR FAN HEAT. KW VALUES ARE FOR THE SYSTEM (OUTDOOR + INDOOR).

Green shaded cells are ACCA (TVA) conditions.

Blue shaded cells are AHRI conditions.

Multipliers for determining the performance with other indoor sections.

NOTE: For dry bulb temperatures different than those listed (between 73-87 °F), sensible capacity increases by 1060 BTUH per 1000 CFM per degree above the listed temperature and decreases by 1060 BTUH per 1000 CFM per degree below the listed temperature.

COIL MULTIPLIERS - 4 TON

Air Handler	Coil	T.C.	S.C.	KW
-	CF/CM/CU48C	1.00	1.00	1.00
-	CF/CM/CU48D	1.00	1.00	1.00
-	CF/CM/CU60C	1.01	1.05	0.97
-	CF/CM/CU60D	1.01	1.05	0.97
-	CF/CM64D	1.01	1.05	0.97
RFCX48CE16MP22	-	1.01	1.01	0.93
RFCX48DE16MP22	-	1.01	1.01	0.91
RFCX60CE20MP22	-	1.01	1.02	0.93
RFCX60DE20MP22	-	1.01	1.01	0.90
RFCX48CP16MP22	-	1.01	0.98	0.99
RFCX48DP16MP22	-	1.00	0.99	1.00
RFCX60CP20MP22	-	1.01	1.07	0.99
RFCX60DP20MP22	-	1.01	1.05	0.99
RFCX18BE06MP22	-	1.01	0.99	0.93
RFCX18BE06MP22	-	1.01	1.01	0.91
RFCX18BE06MP22	-	1.01	1.01	0.91
RFCX18BE06MP22	-	1.01	1.02	0.91
ME14DN21	CF/CM60D	1.01	1.01	0.91
ME14DN21	CF/CM64D	1.01	0.99	0.91
ME16CN21	CF/CM48C	1.01	1.04	0.91
ME16CN21	CF/CM60C	1.01	1.02	0.91
ME20DN21	CF/CM48D	1.01	1.04	0.91
ME20DN21	CF/CM60D	1.01	1.01	0.93
ME20DN21	CF/CM64D	1.01	1.02	0.91

FURNACE MULTIPLIERS - 4 TON

Furnaces	Coil	T.C.	S.C.	KW
RGF2L080CE16MP11	CF/CM/CU48C	1.01	1.02	0.95
RGF2L080CE16MP11	CF/CM/CU48D	1.01	0.99	0.95
RGF2L080CE16MP11	CF/CM/CU60C	1.01	1.01	0.95
RGF2L080CE16MP11	CF/CM/CU60D	1.01	1.01	0.93
RGF2L080CE16MP11	CF/CM64D	1.01	1.01	0.93
RGF2L100CE16MP11	CF/CM/CU48C	1.01	1.02	0.95
RGF2L100CE16MP11	CF/CM/CU48D	1.01	0.99	0.95
RGF2L100CE16MP11	CF/CM/CU60C	1.01	1.01	0.95
RGF2L100CE16MP11	CF/CM/CU60D	1.01	1.01	0.93
RGF2L100CE16MP11	CF/CM64D	1.01	1.01	0.93
RGF2L100CE20MP11	CF/CM/CU48C	1.01	1.01	0.93
RGF2L100CE20MP11	CF/CM/CU48D	1.01	0.98	0.91
RGF2L100CE20MP11	CF/CM/CU60C	1.01	1.04	0.93
RGF2L100CE20MP11	CF/CM/CU60D	1.01	1.02	0.91
RGF2L100CE20MP11	CF/CM64D	1.01	1.02	0.91
RGF2L120CE20MP11	CF/CM/CU48C	1.01	1.01	0.93
RGF2L120CE20MP11	CF/CM/CU48D	1.01	0.98	0.91
RGF2L120CE20MP11	CF/CM/CU60C	1.01	1.04	0.93
RGF2L120CE20MP11	CF/CM/CU60D	1.01	1.02	0.91
RGF2L120CE20MP11	CF/CM64D	1.01	1.02	0.91
RGF19080CE16MP12	CF/CM/CU48C	1.01	0.98	0.95
RGF19080CE16MP12	CF/CM/CU48D	1.01	0.98	0.95
RGF19080CE16MP12	CF/CM/CU60C	1.01	0.99	0.95
RGF19080CE16MP12	CF/CM/CU60D	1.01	0.99	0.95
RGF19080CE16MP12	CF/CM64D	1.01	0.98	0.93
RGF19100CE16MP12	CF/CM/CU48C	1.01	0.98	0.95

FURNACE MULTIPLIERS - 4 TON (Continued)

Furnaces	Coil	T.C.	S.C.	KW
RGF19100CE16MP12	CF/CM/CU48D	1.01	0.98	0.95
RGF19100CE16MP12	CF/CM/CU60C	1.01	0.99	0.95
RGF19100CE16MP12	CF/CM/CU60D	1.01	0.99	0.95
RGF19100CE16MP12	CF/CM64D	1.01	0.98	0.93
RGF19100CE20MP11	CF/CM/CU48C	1.01	1.02	0.95
RGF19100CE20MP11	CF/CM/CU48D	1.01	1.01	0.93
RGF19100CE20MP11	CF/CM/CU60C	1.01	1.01	0.93
RGF19100CE20MP11	CF/CM/CU60D	1.01	1.04	0.93
RGF19100CE20MP11	CF/CM64D	1.01	1.01	0.93
RGF19120DE20MP11	CF/CM/CU48D	1.01	1.01	0.93
RGF19120DE20MP11	CF/CM/CU60D	1.01	1.01	0.93
RGF19120DE20MP11	CF/CM64D	1.01	1.01	0.93
RGF29080CE16MP11	CF/CM/CU48C	1.01	0.98	0.95
RGF29080CE16MP11	CF/CM/CU48D	1.01	0.98	0.95
RGF29080CE16MP11	CF/CM/CU60C	1.01	0.99	0.95
RGF29080CE16MP11	CF/CM/CU60D	1.01	0.99	0.95
RGF29080CE16MP11	CF/CM64D	1.01	0.98	0.93
RGF29100CE16MP11	CF/CM/CU48C	1.01	0.98	0.95
RGF29100CE16MP11	CF/CM/CU48D	1.01	0.98	0.95
RGF29100CE16MP11	CF/CM/CU60C	1.01	0.99	0.95
RGF29100CE16MP11	CF/CM/CU60D	1.01	0.99	0.95
RGF29100CE16MP11	CF/CM64D	1.01	0.98	0.93
RGF29100CE20MP11	CF/CM/CU48C	1.01	1.02	0.95
RGF29100CE20MP11	CF/CM/CU48D	1.01	1.01	0.93
RGF29100CE20MP11	CF/CM/CU60C	1.01	1.01	0.93
RGF29100CE20MP11	CF/CM/CU60D	1.01	1.04	0.93
RGF29100CE20MP11	CF/CM64D	1.01	1.01	0.93
RGF29120DE20MP11	CF/CM/CU48D	1.01	1.01	0.93
RGF29120DE20MP11	CF/CM/CU60D	1.01	1.01	0.93
RGF29120DE20MP11	CF/CM64D	1.01	1.01	0.93
RGF1L080CE16MP11	CF/CM/CU48C	1.01	1.02	0.95
RGF1L080CE16MP11	CF/CM/CU48D	1.01	0.99	0.95
RGF1L080CE16MP11	CF/CM/CU60C	1.01	1.01	0.95
RGF1L080CE16MP11	CF/CM/CU60D	1.01	1.01	0.93
RGF1L080CE16MP11	CF/CM64D	1.01	1.01	0.93
RGF1L100CE16MP11	CF/CM/CU48C	1.01	1.02	0.95
RGF1L100CE16MP11	CF/CM/CU48D	1.01	0.99	0.95
RGF1L100CE16MP11	CF/CM/CU60C	1.01	1.01	0.95
RGF1L100CE16MP11	CF/CM/CU60D	1.01	1.01	0.93
RGF1L100CE16MP11	CF/CM64D	1.01	1.01	0.93
RGF1L100CE20MP11	CF/CM/CU48C	1.01	1.01	0.93
RGF1L100CE20MP11	CF/CM/CU48D	1.01	0.98	0.91
RGF1L100CE20MP11	CF/CM/CU60C	1.01	1.04	0.93
RGF1L100CE20MP11	CF/CM/CU60D	1.01	1.02	0.91
RGF1L100CE20MP11	CF/CM64D	1.01	1.02	0.91
RGF1L120CE20MP11	CF/CM/CU48C	1.01	1.01	0.93
RGF1L120CE20MP11	CF/CM/CU48D	1.01	0.98	0.91
RGF1L120CE20MP11	CF/CM/CU60C	1.01	1.04	0.93
RGF1L120CE20MP11	CF/CM/CU60D	1.01	1.02	0.91
RGF1L120CE20MP11	CF/CM64D	1.01	1.02	0.91

PERFORMANCE DATA - 5 TON

CONDENSER-ONLY DATA (OUTDOOR UNIT)																		
MODEL	SATURATED SUCTION @ COMPRESSOR		Outdoor Ambient Temperature															
			55 °F		65 °F		75 °F		85 °F		95 °F		105 °F		115 °F		125 °F	
	T (°F)	P (PSIG)	MBH	KW	MBH	KW	MBH	KW	MBH	KW	MBH	KW	MBH	KW	MBH	KW	MBH	KW
RAW14L60 B21S	35	107	61.4	2.72	58.5	2.99	55.5	3.32	52.5	3.70	49.3	4.16	46.0	4.70	42.3	5.30	38.4	6.00
	40	118	67.5	2.73	64.3	3.00	61.1	3.33	57.8	3.71	54.4	4.17	50.7	4.70	46.9	5.31	42.7	6.00
	45	130	73.9	2.74	70.5	3.01	67.1	3.34	63.5	3.72	59.8	4.17	55.8	4.71	51.7	5.32	47.2	5.99
	50	142	80.8	2.75	77.0	3.03	73.3	3.35	69.5	3.73	65.6	4.17	61.3	4.72	56.8	5.33	52.1	5.99
	55	156	88.2	2.76	84.1	3.04	80.0	3.37	75.8	3.76	71.6	4.19	67.1	4.73	62.3	5.34	57.3	5.99

Notes:

- For Outdoor Unit (Condenser) performance only. Data does not include the effects of air handler power or heat.
- Performance based on 15°F subcooling and 15°F superheat at the Outdoor Unit base valves.
 - Increase capacity by 1% for each 2°F increase in subcooling.
 - Decrease capacity by 1% for each 2°F decrease in subcooling.
- Maximum recommended condensing temperature is 140°F.

COOLING PERFORMANCE DATA																
OUTDOOR UNIT MODEL NO.		RAW14L60B21S														
INDOOR COIL MODEL NO.		CF60CXA1														
AIR TEMP. ENTERING OUTDOOR UNIT (°F)	ID CFM	1530					1730					1930				
	ID DB (°F)	80	80	75	80	80	80	80	75	80	80	80	80	75	80	80
	ID WB (°F)	57	62	62	67	72	57	62	62	67	72	57	62	62	67	72
55	T.C.	55.3	58.7	59.6	63.7	66.8	57.5	59.6	60.2	64.3	67.1	59.7	60.5	60.7	65.0	67.5
	S.C.	55.3	49.6	44.3	43.0	33.6	57.5	52.4	46.2	44.3	34.5	59.7	55.2	48.1	45.7	35.4
	KW	3.10	3.14	3.13	3.15	3.17	3.19	3.22	3.21	3.24	3.25	3.27	3.30	3.29	3.32	3.33
65	T.C.	54.1	57.2	57.2	62.0	65.7	56.1	58.2	58.0	62.9	66.4	58.0	59.1	58.9	63.8	67.1
	S.C.	54.1	49.2	42.6	41.9	33.0	56.1	52.1	44.9	43.7	34.1	58.0	54.9	47.2	45.5	35.1
	KW	3.43	3.46	3.45	3.47	3.48	3.51	3.54	3.53	3.55	3.56	3.59	3.62	3.61	3.63	3.64
75	T.C.	52.9	55.6	54.7	60.3	64.7	54.6	56.7	55.9	61.5	65.7	56.4	57.8	57.1	62.6	66.8
	S.C.	52.9	48.9	40.9	40.9	32.5	54.6	51.7	43.6	43.2	33.7	56.4	54.6	46.3	45.4	34.8
	KW	3.76	3.78	3.77	3.78	3.78	3.84	3.86	3.85	3.86	3.86	3.91	3.93	3.92	3.94	3.94
85	T.C.	50.4	53.2	52.1	57.9	62.4	52.1	54.2	53.4	58.7	63.3	53.7	55.1	54.7	59.6	64.1
	S.C.	50.4	47.4	39.6	39.9	31.5	52.1	50.2	42.3	42.1	32.6	53.7	52.9	45.0	44.2	33.8
	KW	4.22	4.25	4.25	4.24	4.23	4.30	4.32	4.31	4.31	4.30	4.37	4.39	4.38	4.39	4.38
95	T.C.	47.9	50.8	49.6	55.4	60.2	49.5	51.6	50.9	56.0	60.8	51.1	52.5	52.3	56.6	61.4
	S.C.	47.9	46.0	38.3	38.9	30.5	49.5	48.6	41.0	41.0	31.6	51.1	51.2	43.7	43.1	32.7
	KW	4.69	4.71	4.72	4.70	4.67	4.75	4.78	4.78	4.77	4.75	4.82	4.84	4.84	4.83	4.82
105	T.C.	46.0	47.7	46.1	52.4	57.0	47.5	48.6	47.5	53.0	57.4	49.0	49.6	48.8	53.6	57.8
	S.C.	46.0	44.5	36.4	37.6	29.1	47.5	46.9	39.0	39.7	30.2	49.0	49.3	41.7	41.8	31.4
	KW	5.49	5.51	5.51	5.47	5.41	5.52	5.56	5.57	5.53	5.48	5.56	5.61	5.63	5.58	5.56
115	T.C.	44.1	44.7	42.8	49.5	53.8	45.5	45.7	44.1	50.1	54.0	46.9	46.7	45.4	50.7	54.2
	S.C.	44.1	43.0	34.6	36.3	27.7	45.5	45.3	37.1	38.4	28.9	46.9	46.7	39.7	40.5	30.0
	KW	6.26	6.29	6.28	6.22	6.13	6.27	6.32	6.34	6.26	6.20	6.28	6.36	6.39	6.31	6.28
125	T.C.	42.3	41.8	39.4	46.5	50.7	43.6	42.8	40.7	47.2	50.7	44.9	43.9	42.0	47.8	50.7
	S.C.	42.3	41.6	32.7	35.0	26.4	43.6	42.8	35.2	37.1	27.5	44.9	43.9	37.8	39.3	28.7
	KW	7.03	7.07	7.05	6.96	6.84	7.02	7.08	7.10	7.00	6.92	7.00	7.10	7.15	7.04	7.00

NOTE: ALL CAPACITIES INCLUDE INDOOR FAN HEAT. KW VALUES ARE FOR THE SYSTEM (OUTDOOR + INDOOR).

Green shaded cells are ACCA (TVA) conditions.

Blue shaded cells are AHRI conditions.

Multipliers for determining the performance with other indoor sections.

NOTE: For dry bulb temperatures different than those listed (between 73-87 °F), sensible capacity increases by 1060 BTUH per 1000 CFM per degree above the listed temperature and decreases by 1060 BTUH per 1000 CFM per degree below the listed temperature.

COIL MULTIPLIERS - 5 TON

Air Handler	Coil	T.C.	S.C.	KW
-	CF/CM/CU60C	1.00	1.00	1.00
-	CF/CM/CU60D	1.00	1.00	1.00
-	CF/CM64D	1.02	1.02	1.02
RFCX60CE20MP22	-	1.00	0.98	0.98
RFCX60DE20MP22	-	1.03	1.02	0.98
RFCX18BE06MP22	-	1.01	1.01	0.99
RFCX18BE06MP22	-	1.03	1.00	0.98
ME16CN21	CF/CM60C	1.00	0.98	0.96
ME20DN21	CF/CM60D	1.01	0.98	0.97
ME20DN21	CF/CM64D	1.03	0.99	0.98

FURNACE MULTIPLIERS - 5 TON

Furnaces	Coil	T.C.	S.C.	KW
RGF2L100CE20MP11	CF/CM/CU60C	1.00	0.98	0.98
RGF2L100CE20MP11	CF/CM/CU60D	1.00	0.98	0.98
RGF2L100CE20MP11	CF/CM64D	1.02	0.99	0.98
RGF2L120CE20MP11	CF/CM/CU60C	1.00	0.98	0.98
RGF2L120CE20MP11	CF/CM/CU60D	1.00	0.98	0.98
RGF2L120CE20MP11	CF/CM64D	1.02	0.99	0.98
RGF19100CE20MP11	CF/CM/CU60D	1.00	0.98	1.00
RGF19120DE20MP11	CF/CM/CU60D	1.00	0.98	0.98
RGF29100CE20MP11	CF/CM/CU60D	1.00	0.98	1.00
RGF29120DE20MP11	CF/CM/CU60D	1.00	0.98	0.98
RGF1L100CE20MP11	CF/CM/CU60C	1.00	0.98	0.98
RGF1L100CE20MP11	CF/CM/CU60D	1.00	0.98	0.98
RGF1L100CE20MP11	CF/CM64D	1.02	0.99	0.98
RGF1L120CE20MP11	CF/CM/CU60C	1.00	0.98	0.98
RGF1L120CE20MP11	CF/CM/CU60D	1.00	0.98	0.98
RGF1L120CE20MP11	CF/CM64D	1.02	0.99	0.98